

AIMS TRACKER & HOW TO's

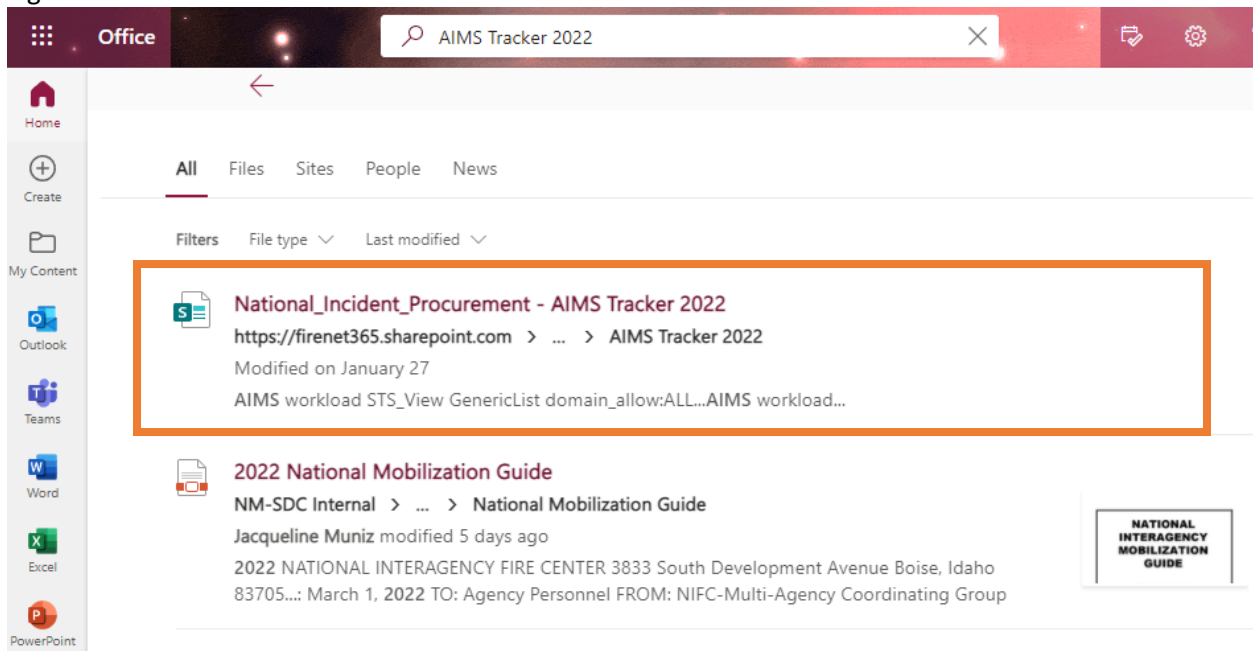
Access: Anyone with a FireNet Account can view

NAMED ACCOUNT VIEW STATUS/ INFORMATION

Log into FireNet using portal.office.com

At the main screen search "AIMS Tracker 2022" per Figure 1 & Select the SharePoint from the top of the list

Figure 1



Window in Figure 2 will populate.

Figure 2

+ New Edit in grid view Share Export Automate Integrate

AIMS Tracker 2022 ☆

GACC	Incident Name	Incident Number	Resource Order	Date Received	Re
SACC	CY22 Cherokee NF Support	TN-CNF-000001	S-1	1/25/2022 1:00 PM	
SACC	Walker	VA-VAF-220044	E-1	3/5/2022 12:00 AM	

Column header can be used to sort or filter to locate your incident.

GACC	Incident Name	Incident Number	RO Number	Description	Quantity	Unit of Issue
------	---------------	-----------------	-----------	-------------	----------	---------------

Save the AIMS Tracker as a "Favorite"



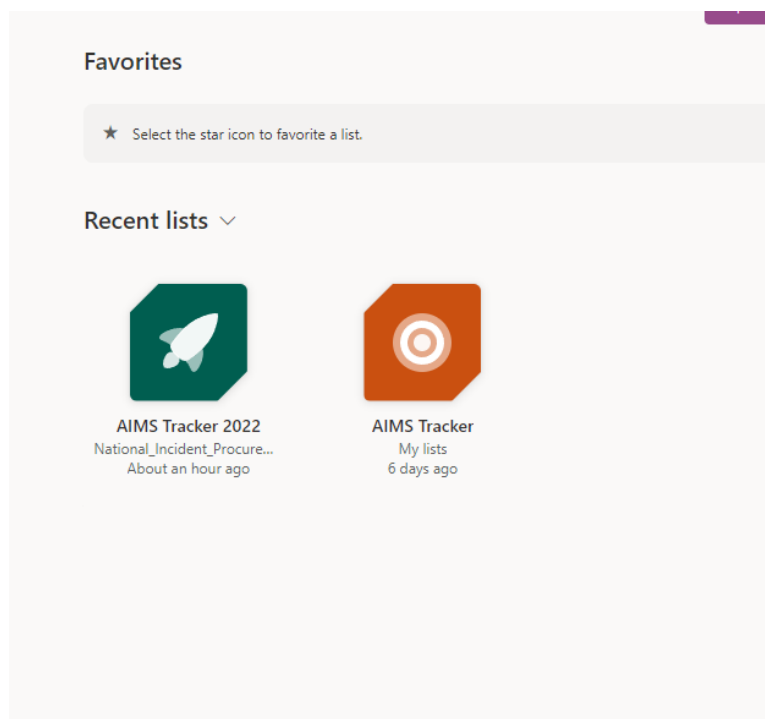
Future use select the list here  or from applications list here  and you will see this view

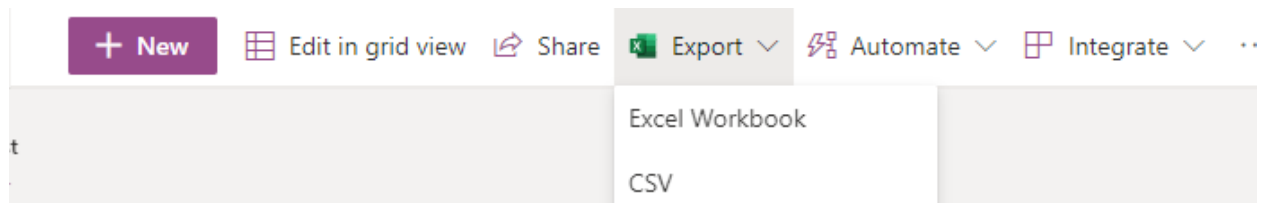
Figure 3



Then you can click the star in the upper-right corner of the icon to Favorite the list.

Exporting the Information

Select "Export" from the top menu



Select either Excel Workbook or CSV and download to your computer.