

Casper Interagency Dispatch

2020 Year End Report



Dispatch Zone: Casper Interagency Dispatch Center coordinates resources and incidents for High Plains District and High Desert District for the BLM and The Medicine Bow-Routt National Forest (WY), Thunder Basin National Grassland, State of Wyoming lands for the USFA, and seventeen counties in Wyoming. The Casper Dispatch Zone spans from the Northern Wyoming/ Montana border south along the Southern Big Horns and Rattlesnakes, then East to the South Dakota and Nebraska state lines, and West to the Utah Border (basically the South half of Wyoming).

Staffing:

Center Manager: Bill Roach

Assistant Center Manager (BLM): Gary Batchelder

Assistant Center Manager (USFS): Josh Schake

Lead Dispatcher: Adam Spaulding

Aircraft Dispatcher: Kyle Adams

IA Dispatcher: Shannon Daubin

IA Dispatcher: Rachel Simpson

IA Dispatcher (Seasonal): Melanie Morgan

IA Dispatcher (Seasonal): Nickole Byer

IA Dispatcher (Seasonal): Jaysie Thomas

IA Dispatcher (Seasonal): Dan Foster

IA Dispatcher (Seasonal): Ashley Bonney

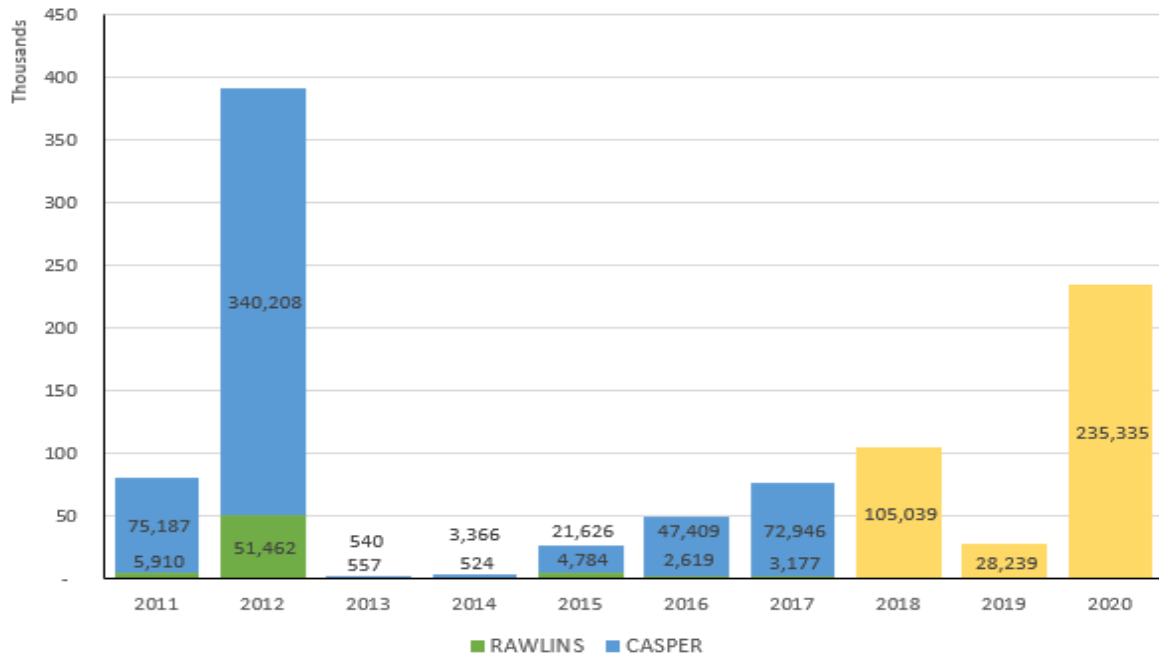
2020 Summary:

It was a above average fire season for us this year with 381 Fires burning 235,335 Acres. We processed 6199 orders. Expanded opened around August 4th and closed October 15th. Fire Data in charts below was done by combining 10 years of data for both Casper and Rawlins Dispatch, resembling 10 years of data for the consolidated Casper Dispatch Center.

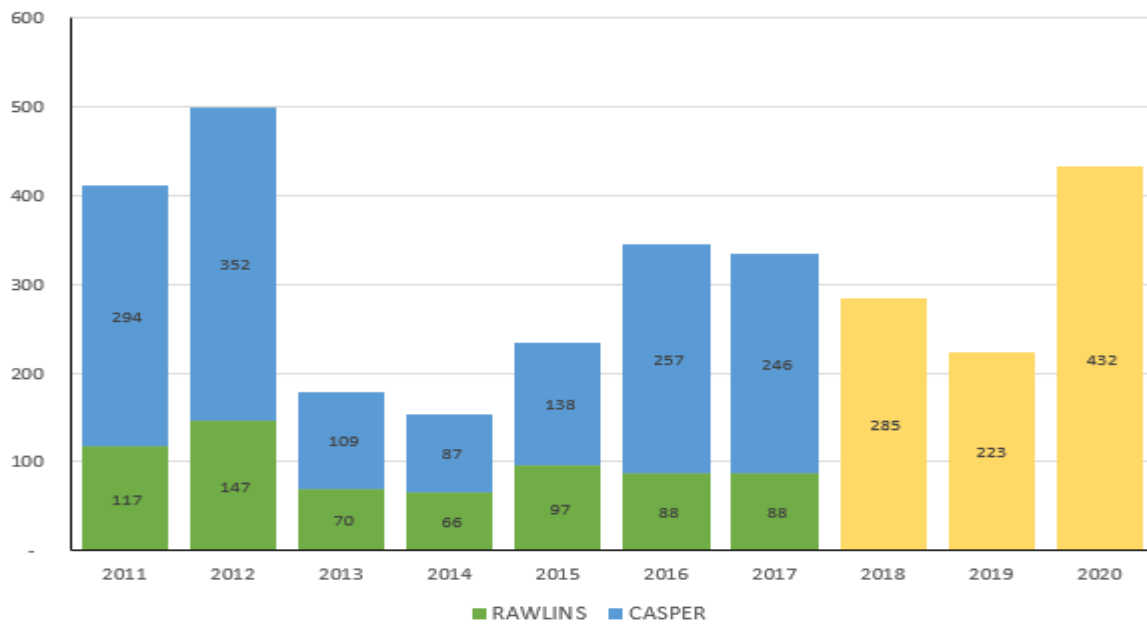
Aviation Summary:

Casper SEAT Base opened Mid July and hosted 2 Exclusive Use SEATs funded by Wyoming State Forestry Division. Gillette SEAT base opened Mid September and supported several fires in the Campbell County area. A portable retardant base was opened in Laramie in Mid September to support the Mullen fire it also supported several large fires in Colorado. Casper Tanker Base was opened Mid July and remained open into late September supporting the regional fire fighting efforts as well as Montana. Multiple Helicopters of all sizes were prepositioned in the Zone throughout the Season as well as several Air Attack platforms.

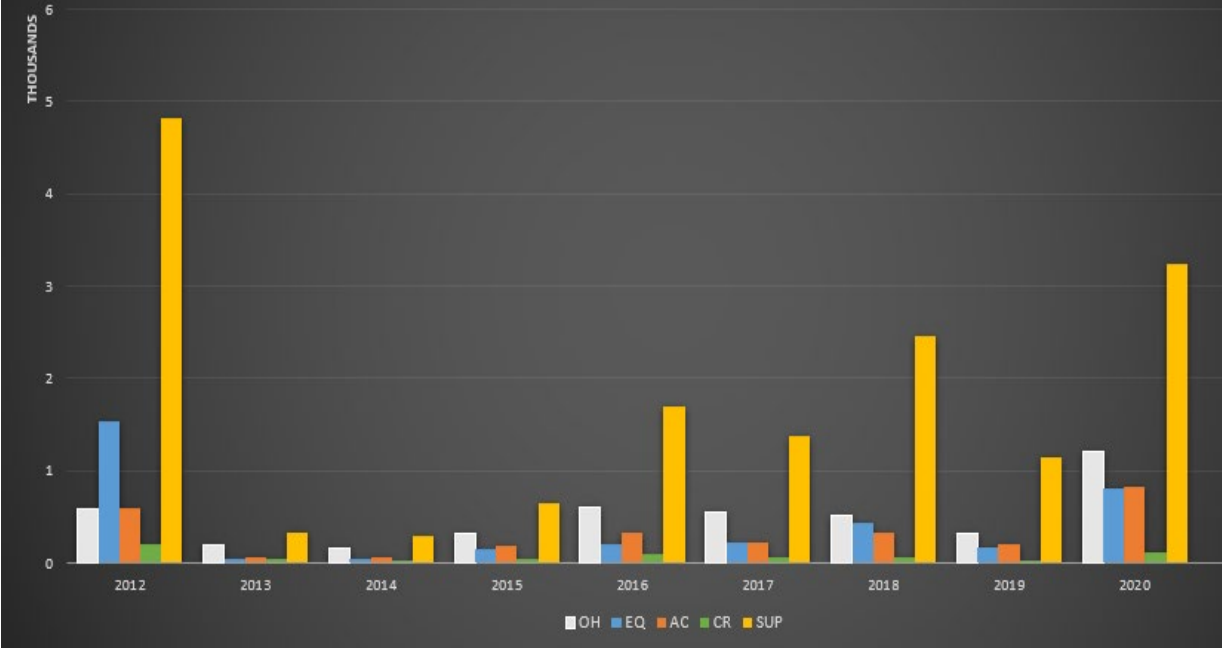
OVERALL ACRES - HISTORICAL



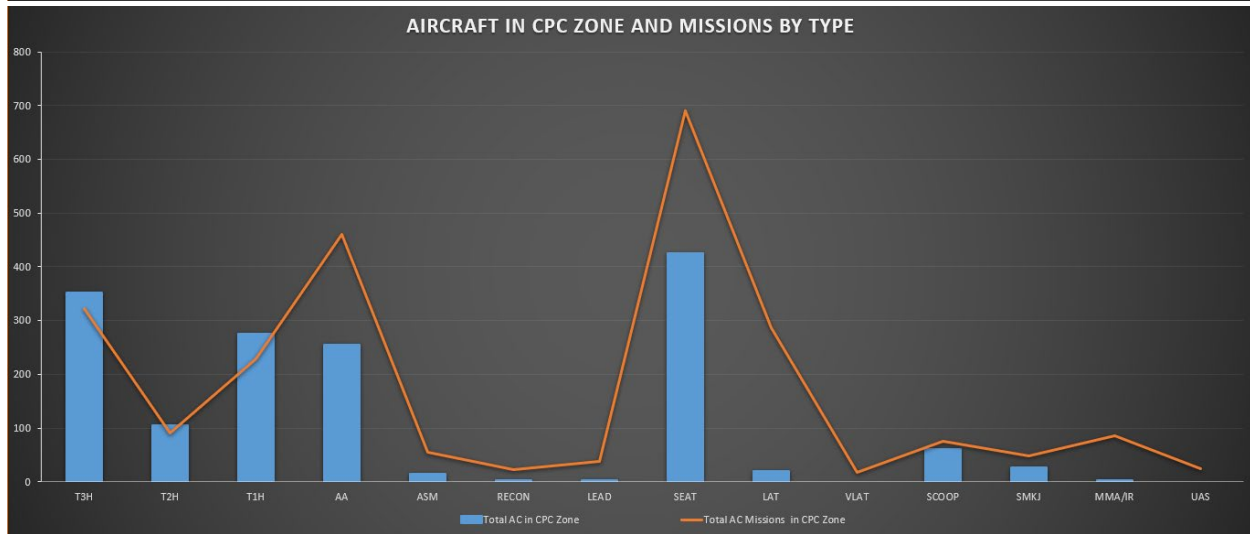
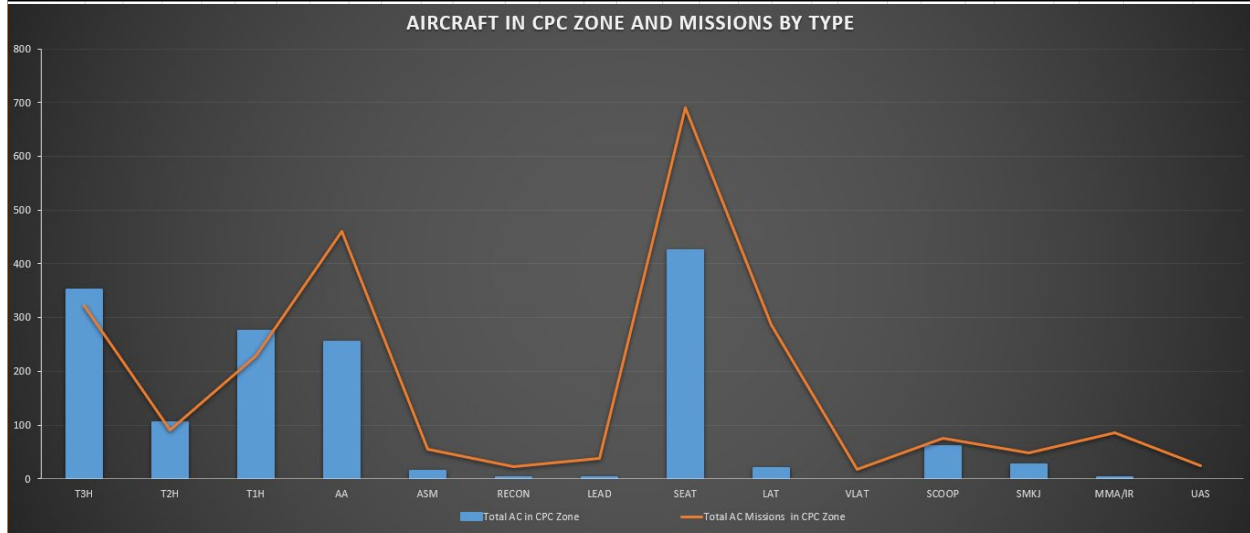
OVERALL STARTS - HISTORICAL



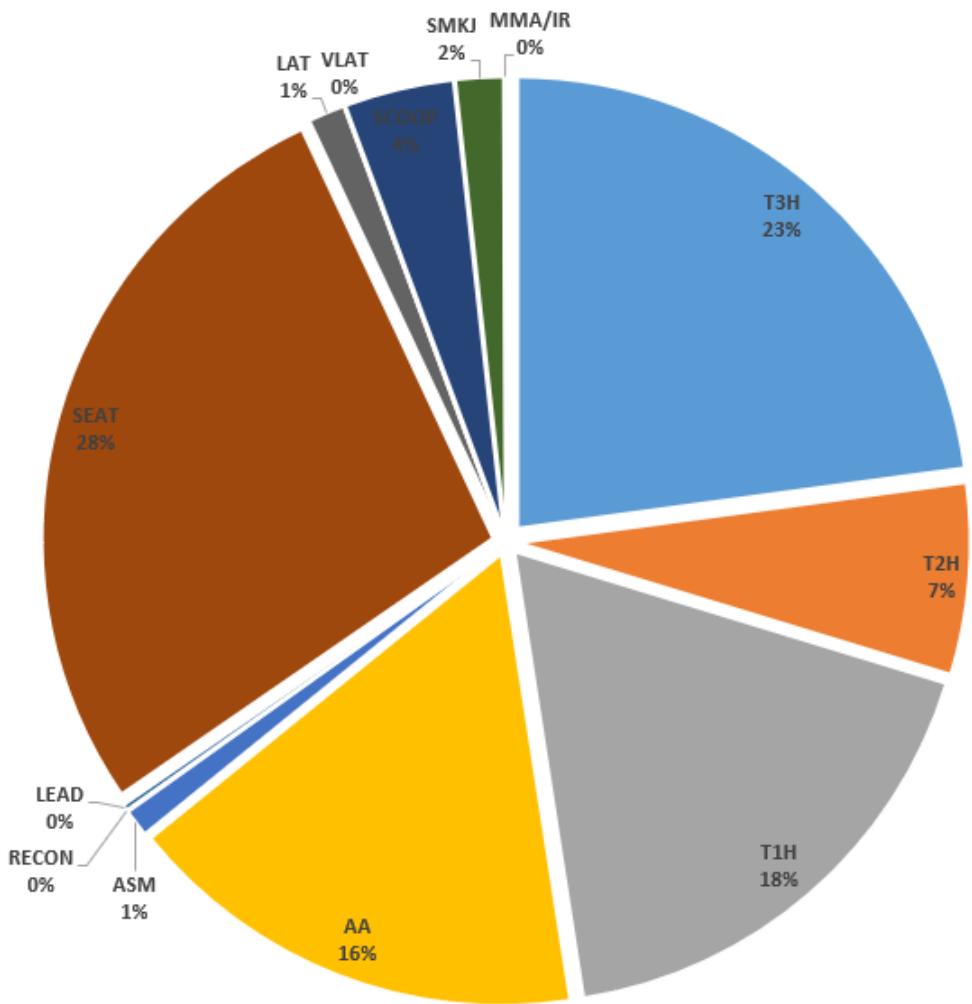
IROC (ROSS) ORDERS - HISTORICAL



GRAND TOTALS																										MONTHLY TOTALS			
	T3H	M	T2H	M	T1H	M	AA	M	ASM	M	RECON	M	LEAD	M	SEAT	M	LAT	M	VLAT	M	SCOOP	M	SMKJ	M	MMA/IR	M	UAS	IN ZONE	M
JAN - APR	0	1	0	0	0	1	0	3	0	0	0	0	0	0	0	0	0	0	0	0	0	0	0	0	0	0	0	0	5
MAY	0	1	0	1	0	1	19	6	0	0	0	0	2	0	1	0	1	0	1	0	0	0	0	0	0	0	0	19	13
JUNE	46	37	3	7	14	13	19	15	0	3	0	0	4	32	26	0	11	0	0	0	0	0	1	0	0	12	114	129	
JULY	75	80	13	15	43	28	57	71	8	11	0	4	0	7	62	105	2	46	0	1	0	8	0	3	0	0	3	260	382
AUG	65	130	31	52	58	70	48	146	3	10	1	18	1	5	70	209	16	106	0	3	6	8	19	32	1	8	2	319	799
SEPT	76	54	23	11	54	74	63	128	1	17	0	0	2	19	112	290	2	103	0	11	16	38	7	12	0	29	3	356	789
OCT	89	19	35	5	105	41	49	91	3	14	0	0	0	1	148	60	0	19	0	3	38	21	0	0	0	48	5	467	327
NOV - DEC	0	0	0	0	0	0	0	0	0	0	0	0	0	0	0	0	0	0	0	0	0	0	0	0	0	0	0	0	0
TYPE TOTALS:	351	322	105	91	274	228	255	460	15	55	1	22	3	38	424	691	20	286	0	18	60	75	26	48	1	85	25	GRAND TOTALS:	
																												1,535	2,444



% OF AIRCRAFT IN CPC ZONE BY TYPE



% OF AIRCRAFT MISSIONS IN CPC ZONE

