

Casper Interagency Dispatch Center

2024 Year End Report

Cooperating Agencies



High Plains District – HPD

High Desert District – HDD

Medicine Bow/Routt National Forests and Thunder Basin National Grasslands – MRF

Fort Laramie National Historic Site – FLP

Wyoming State Forestry – WYS

Albany – ALX, Carbon – CAX, Campbell – CMX, Converse – COX, Fremont – FRX,

Goshen – GOX, Johnson – JOX, Laramie – LAX, Lincoln – LIX, Natrona – NAX,

Niobrara – NIX, Platte – PLX, Sheridan – SHX, Sublette – SUX, Sweetwater – SWX,

Uinta – UIX, Weston – WEX counties

https://gacc.nifc.gov/rmcc/dispatch_centers/r2cpc/

2024 Summary:

Casper Dispatch experienced a higher-than-average fire season having 417 fires for 389,304 acres. This was well above our 10-year average of 298 starts for 96,216 acres. Our first fire occurred February 1st and our last fire occurred November 2nd. The dispatch center supported 6 Type 3 incidents and supported 5 fires that a Complex Incident Management Team (CIMT) was overseeing.

The moisture that we received last year led to an increased fuel loading for this year. The season started out above average with a type 3 fire early in the year. The dispatch zone continued to get hotter and dryer, but we did receive moisture around the end of July that gave us a lull, especially in High Desert District. However, we quickly dried out by the middle of August leading to an above average late season, where we saw record ERCs for much of September and October.

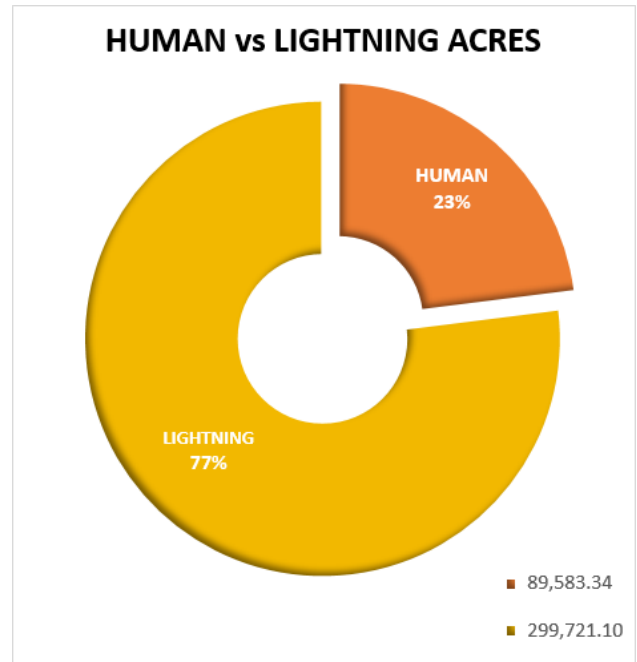
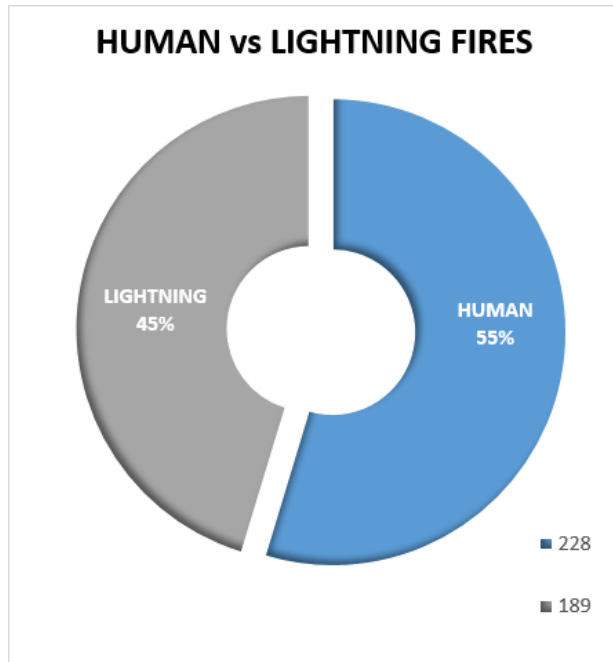
Casper Dispatch mobilized firefighting resources to support out of area incidents starting in January and continued to do that into December. In February, the dispatch zone was regularly sending firefighters to the Southern Area for prescribed burning. By April and May we sent firefighting resources to the Southwest, southern Rocky

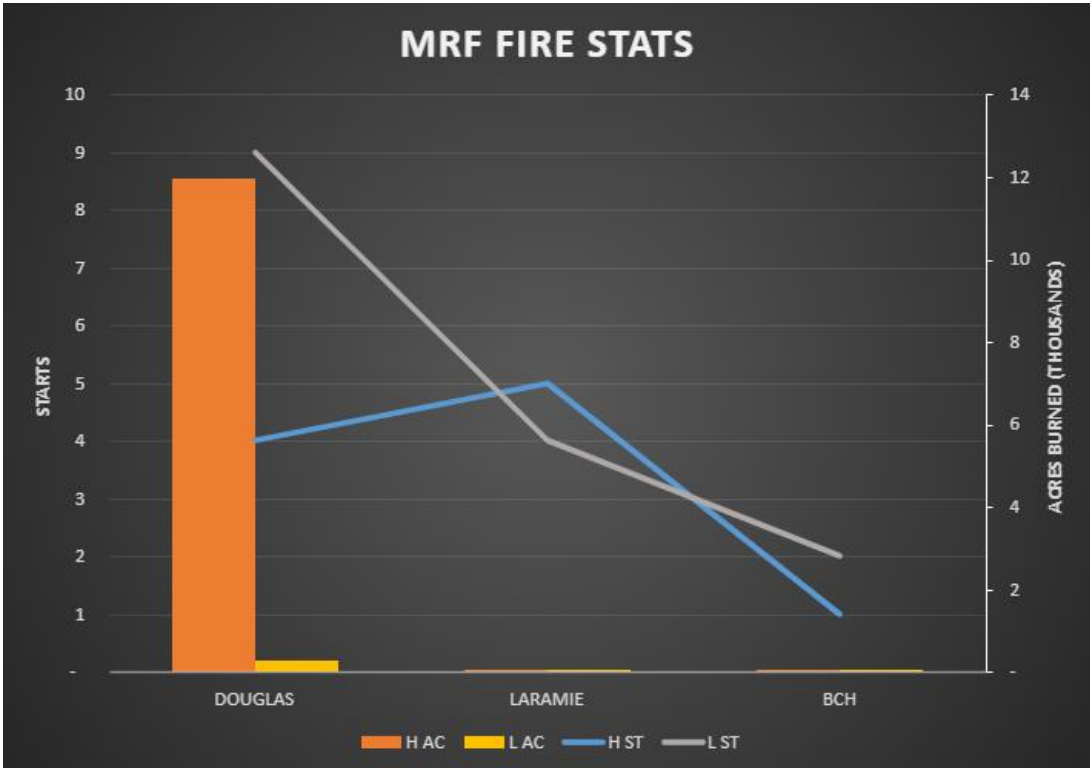
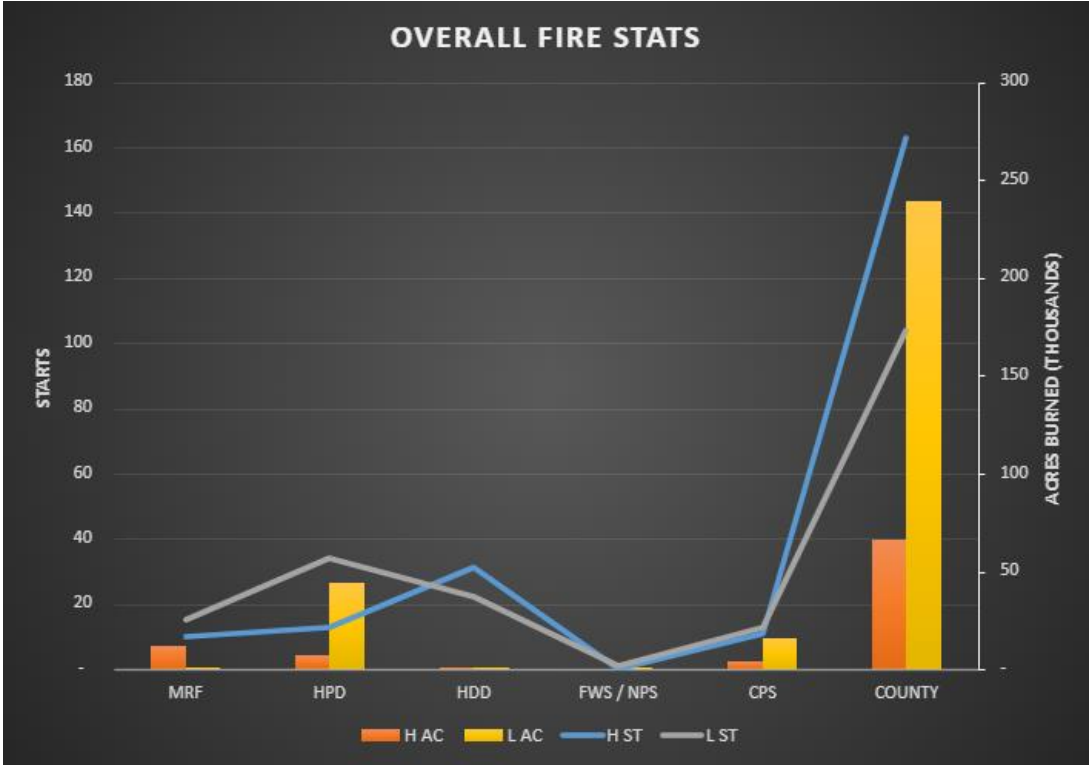
Mountain areas. In June and into the rest of summer we started mobilizing resources within the Rocky Mountain area, while still sending suppression and support resources to wildfires throughout the nation.

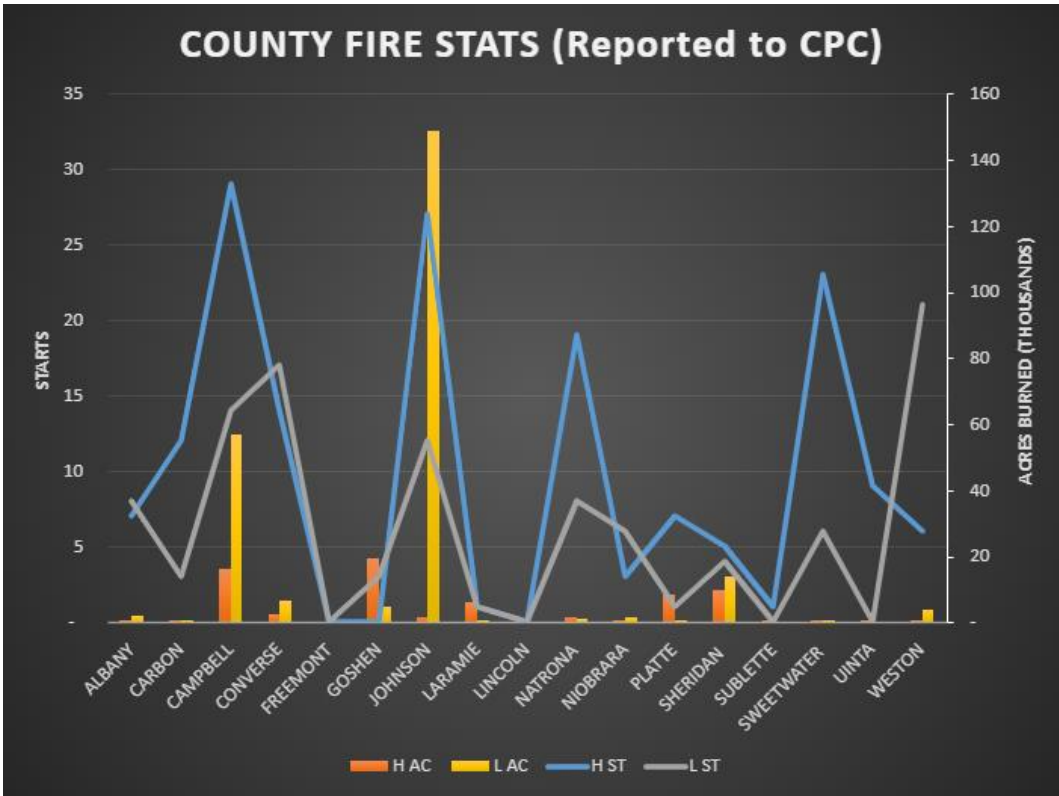
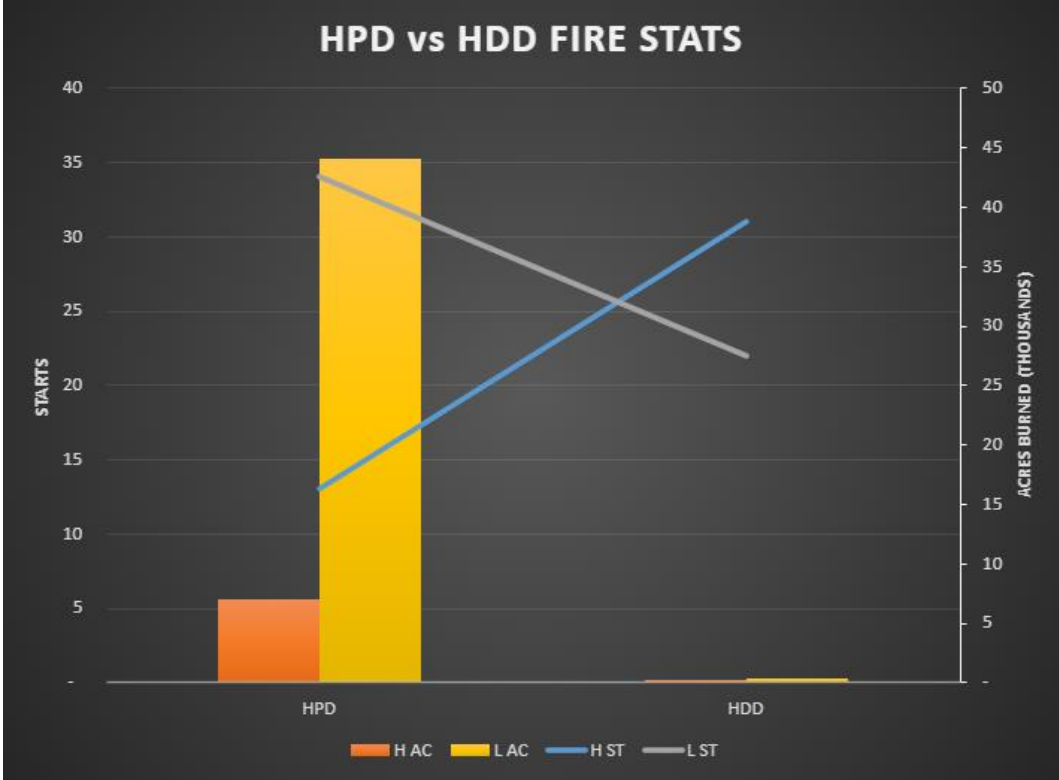
This year Casper Dispatch had an Assistant Center Manager vacancy that was filled in November and an Initial Attack Position that was filled in December. We have one Initial Attack position that has been vacant since April 2024.

Statistics:

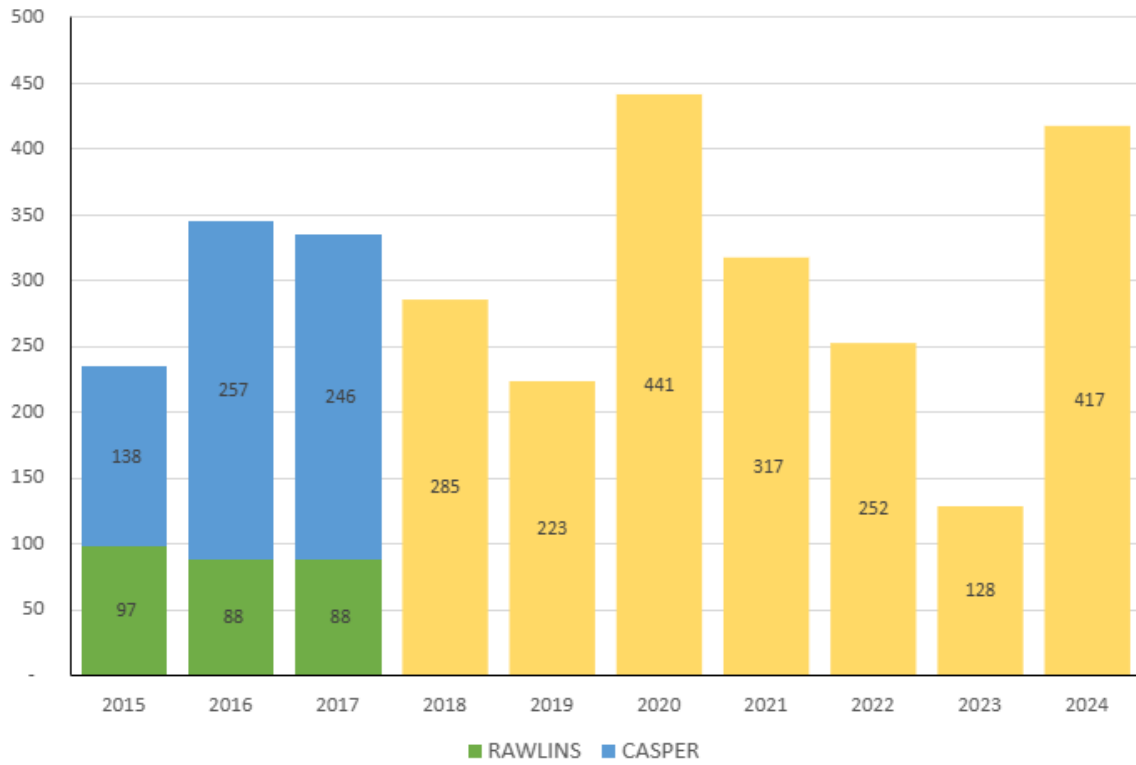
GRAND TOTALS																	
HPD TOTALS						HDD TOTALS						BLM TOTALS					
H	ACRES	L	ACRES	RX	ACRES	H	ACRES	L	ACRES	RX	ACRES	H	ACRES	L	ACRES	RX	ACRES
13	6,998.53	34	44,044.65	2	513.00	32	141.61	22	272.28	8	654.20	45	7,140.14	56	44,316.93	10	1,167.20
MRF TOTALS						COUNTY TOTALS						WYOMING STATE - CPS					
H	ACRES	L	ACRES	RX	ACRES	H	ACRES	L	ACRES	TOTALS		H	ACRES	L	ACRES	RX	ACRES
10	12002.20	15	292.54	3	1905.00	162	66,084.69	104	239,117.19	266	305,201.88	11	4,356.32	13	15,976.24	2	37.10
FISH & WILDLIFE						FT. LARAMIE - NPS						OVERALL FIRE TOTALS					
H	ACRES	L	ACRES	RX	ACRES	H	ACRES	L	ACRES	RX	ACRES	H	ACRES	L	ACRES	RX	ACRES
-	-	1.00	18.20	1	1.00	0	-	0	-	0	-	228	89,583.34	189	299,721.10	16	3,110.30



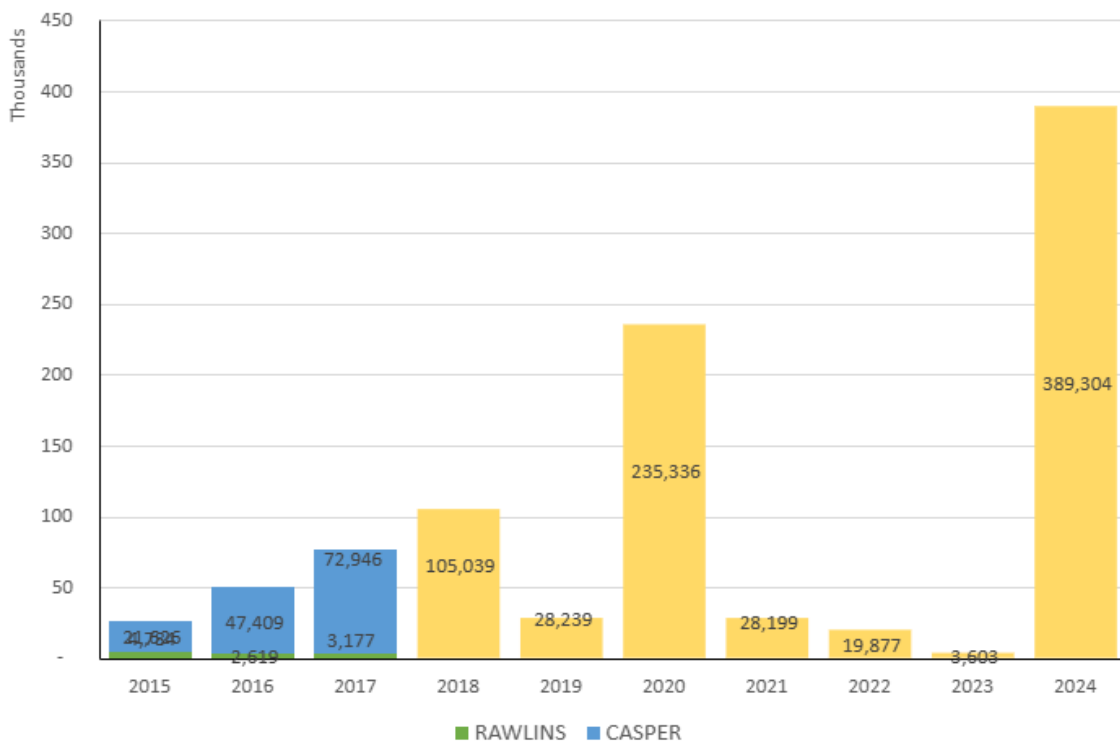




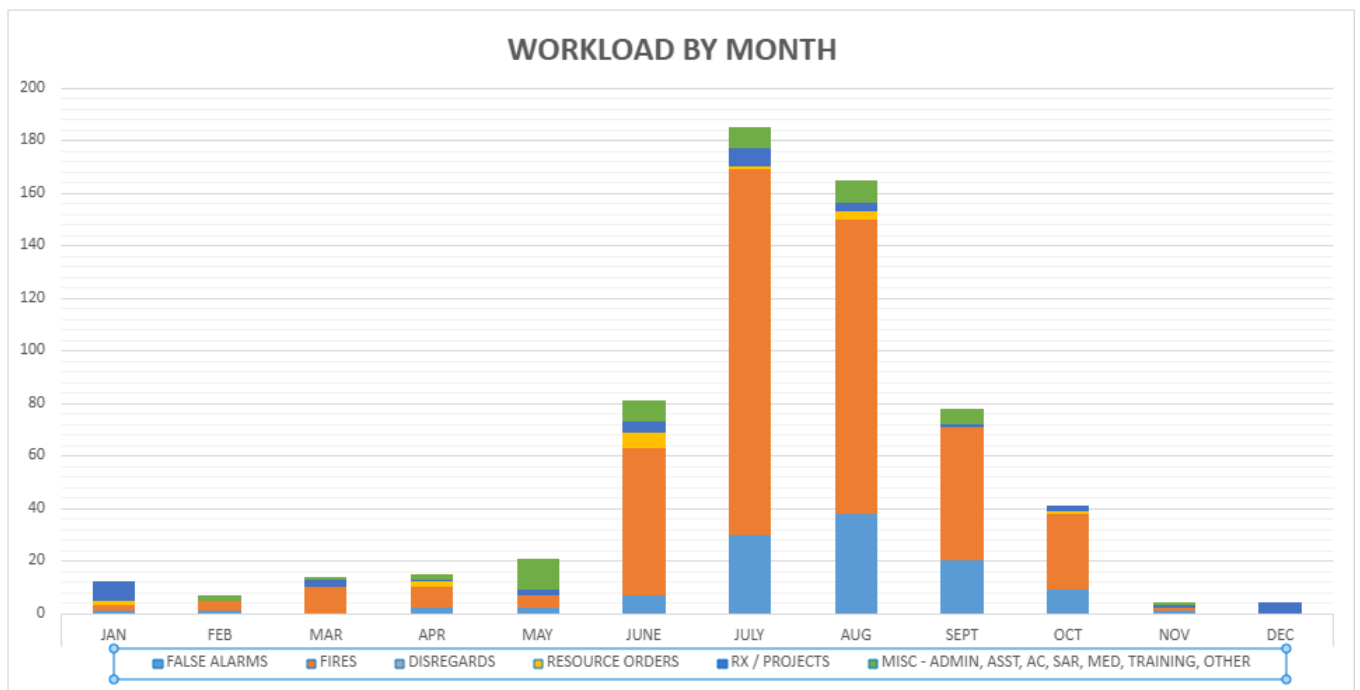
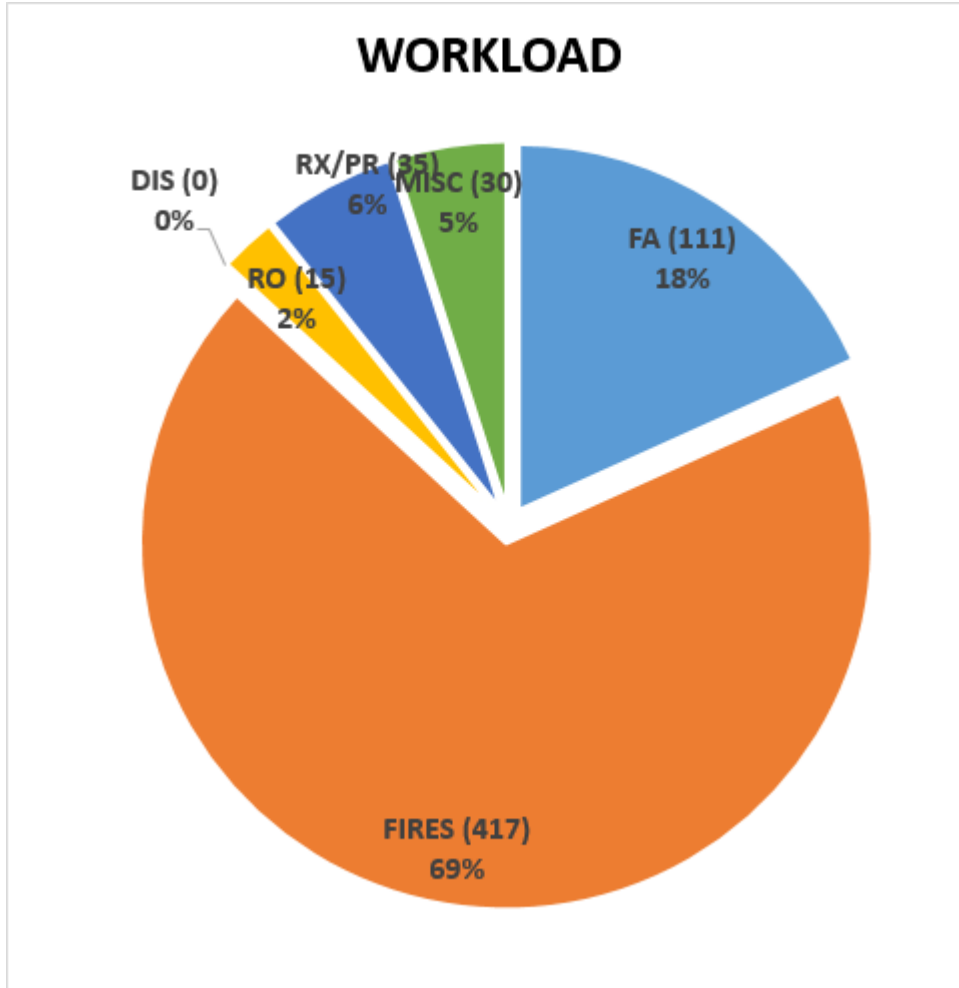
OVERALL STARTS - HISTORICAL



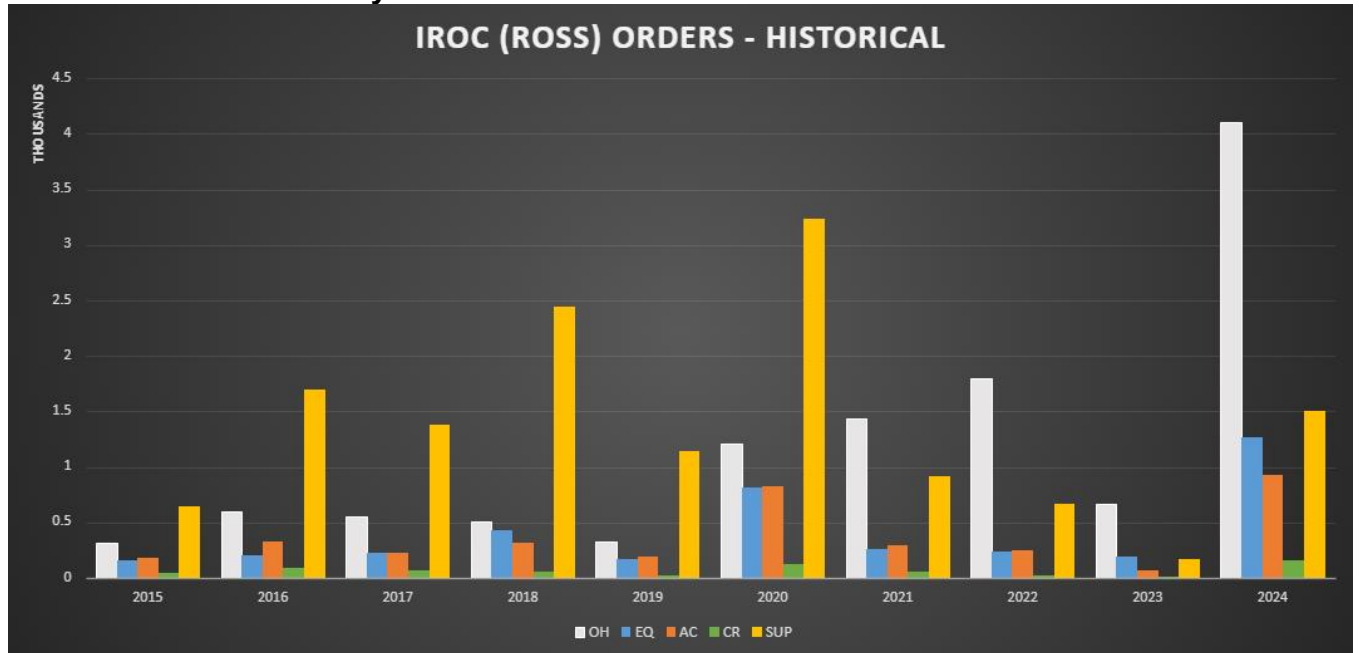
OVERALL ACRES - HISTORICAL



2024 Workload:



IROC Orders Created by CPC:



IROC ORDERS	OH	EQ	AC	CR	SUP
2015	317	156	178	46	640
2016	595	208	328	95	1691
2017	550	227	223	64	1376
2018	512	425	318	58	2449
2019	326	164	195	26	1140
2020	1207	812	826	121	3233
2021	1439	259	297	57	911
2022	1801	239	245	22	672
2023	672	195	72	13	166
2024	4108	1268	3923	153	1508
10 YR AV	1153	396	361	66	1379

Large Fire/Extended Attack:

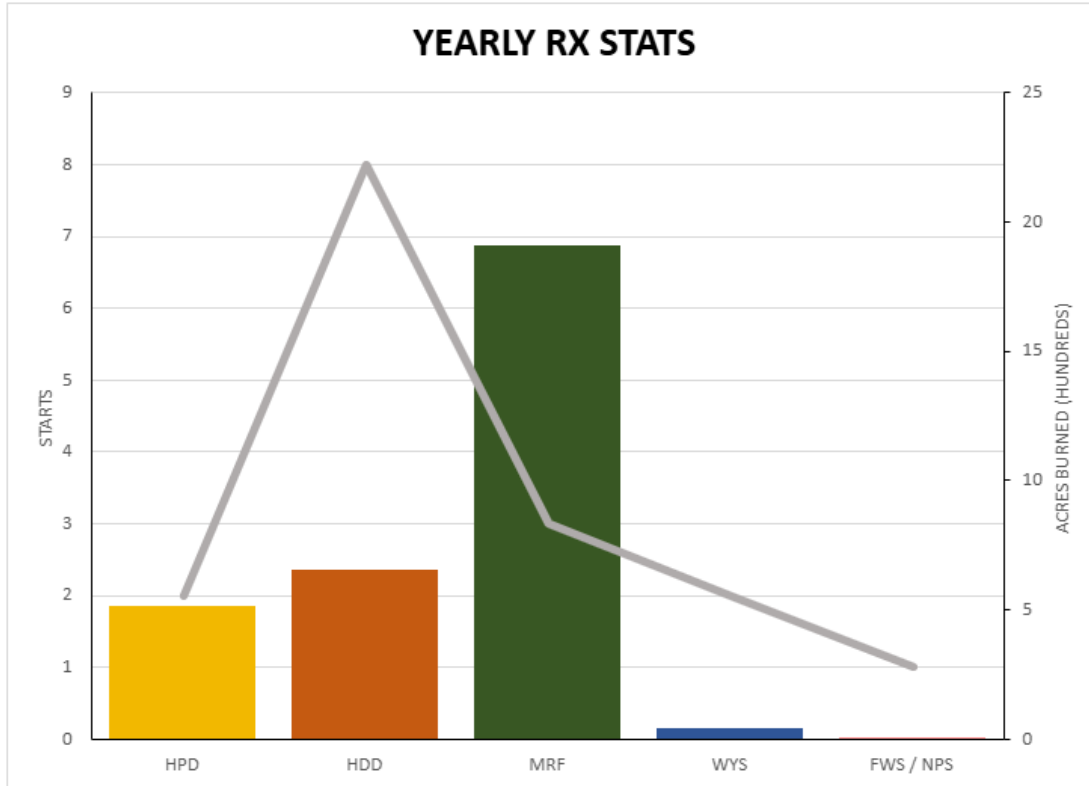
Fire	Start Date	Cause	Final Acres	Unit	Complexity
Happy Jack	3/01/24	Human	6,524.24	LAX	Type 3
Cow	6/15/24	Lightning	350	WYS	Type 4
Pine Ridge	6/25/24	Lightning	1,290	GOX	Type 4
Ohio Draw	6/30/24	Lightning	545	NAX	Type 4
Kaspere	7/03/24	Lightning	300	GOX	Type 4

Road 22	7/13/24	Lightning	5,576.5	GOX	Type 5
Wallace Draw	7/13/24	Human	512	GOX	Type 4
Oregon Trail	7/13/24	Lightning	1,540	HPD	Type 4
Dixon Road	7/19/24	Lightning	837.04	HPD	Type 4
Cates Draw	7/18/24	Human	383	HPD	Type 4
Badger	7/24/24	Human	8,028	SHX	Type 3
Beaver Creek	7/28/24	Lightning	400	HPD	Type 4
Blizzard Heights	7/28/24	Lightning	1,957	COX	Type 4
3 Mile Creek	7/28/24	Lightning	400	CMX	Type 4
Cold Springs	7/30/24	Human	1,846.22	COX	Type 4
Pleasant Valley	7/30/24	Undetermined	28,984	PLX/HPD	Type 3
Deer Creek	8/03/24	Undetermined	6,699	HPD	Type 4
Wildcat Creek	8/02/24	Undetermined	18,775	MRF	Type 4
Thompson	8/04/24	Lightning	116	COX	Type 5
Ship Rock	8/14/24	Lightning	387	NIX	Type 5
Friday Draw	8/21/24	Lightning	443	HPD	Type 5
Barber	8/21/24	Human	1,419.04	COX	Type 5
East Fork Twenty Mile	8/26/24	Human	400	COX	Type 5
Esau	9/03/24	Lightning	540	COX	Type 5
Silver Spoon	9/01/24	Human	1,721	CMX	Type 1
House Draw	8/21/24	Lightning	174,547	JOX	Type 1
Constitution	8/21/24	Human	24,630	CMX	Type 1
Flat Rock	8/21/24	Lightning	52,421	CMX	Type 1
Salt Creek	9/11/24	Human	1,519.01	NAX	Type 4
Remington	8/22/24	Lightning	196,368	SHX	Type 1
Bear Creek	9/11/24	Lightning	1,444	ALX	Type 4
Wall	9/19/24	Human	310	WYS	Type 5
Short Draw	9/11/24	Human	34,557	CMX	Type 3
Livingston Draw	9/17/24	Human	1,400	JOX	Type 3
La Bonte	9/12/24	Lightning	3,506	HPD	Type 3

Passiac 2	9/23/24	Human	356	SHX	Type 4
Dwyer	9/30/24	Human	960	PLX	Type 5
Diamond	10/22/24	Human	500	PLX	Type 4

Prescribed Fire Summary:

With the limited amount of precipitation and snowfall we got this past year, our fire units couldn't burn as much as they anticipated.



Aviation Summary:

Helicopter 8BH came on contract June 6th in Rawlins, WY. Their contract ended September 3rd, but they were extended until September 30th. Their first fire was Firehole just SW of Rock Springs, WY on day 3 of their MAP. Their first assignment was the Oak Ridge Fire in Colorado. After that they went to Cody and Montana for a few days before returning to the Casper Dispatch Zone where they spent the majority of the summer. They ended their contract in Rawlins. H-8BH transported 577 passengers, 44,123 gallons of water. Out of the 117 days on contract this year, they spent 16 days outside of the Casper Dispatch Zone.

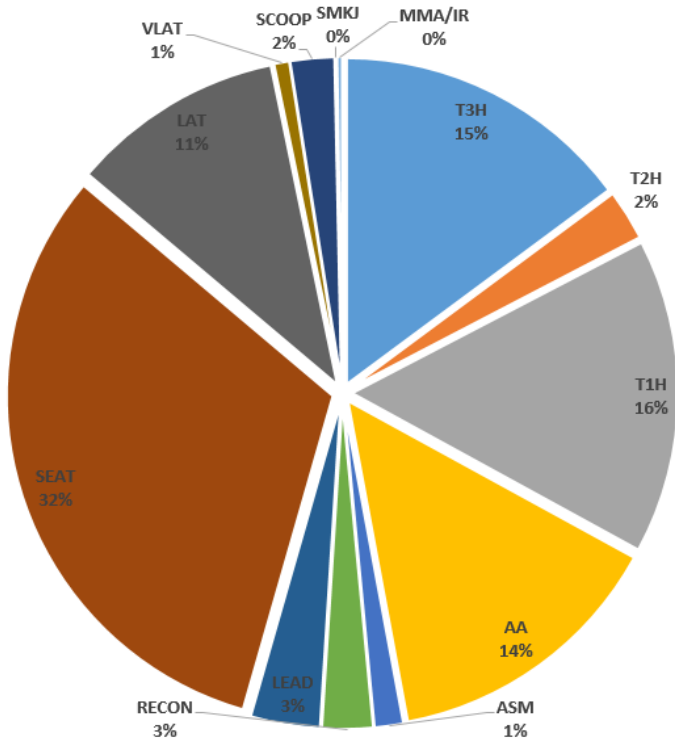
Helicopter 2FS came on contract June 3rd at Duncan Helibase and their contract ended October 1st but was extended until October 26th. They supported firefighters in the Cody, Great Plains and Casper Dispatch zones. They had a total of 76 missions, three of those were non-fire related two of which was a repeater mission on the Bighorn and Shoshone National Forest, and another was a fence material mission for the Wyoming Game and Fish. H-2FS transported 795 passengers and delivered 159,840 gallons of water.

Casper opened a brand-new Air Tanker Base with the ribbon cutting ceremony on June 14th. It became fully operational on June 17th and it closed October 29th. It was home to T-889 and T-832 and numerous Large Airtankers and Scoopers throughout the summer. The Casper Air Tanker Base flew a total of 80 fires and delivered 829,454 gallons of retardant. They supported fires in Wyoming, Colorado, South Dakota, Nebraska, Oregon, Montana, Nevada, and Idaho.

Rock Springs SEAT Base opened July 13th and we closed it September 30th. T-823 and T-874 were housed there for the remainder of the SEAT Base operation for 2024. They flew on 14 fires and delivered 30,756 gallons of retardant and supported Wyoming, Colorado, and Utah.

GRAND TOTALS																							MONTHLY TOTALS							
	T3H	M	T2H	M	T1H	M	AA	M	ASM	M	RECON	M	LEAD	M	SEAT	M	LAT	M	VLAT	M	SCOOP	M	SMKJ	M	MMA/IR	M	UAS	IN ZONE	M	
JAN - APR	0	0	0	0	0	0	0	0	0	0	0	0	0	0	0	0	0	1	0	0	0	0	0	0	0	0	1	6	0	10
MAY	0	0	0	0	0	0	0	0	0	0	0	0	0	0	0	0	0	0	0	0	0	0	0	0	0	0	1	0	1	
JUNE	36	24	0	0	5	4	16	7	0	0	0	0	0	0	27	8	0	0	0	0	0	0	0	0	0	0	1	2	84	46
JULY	22	25	2	2	22	18	29	28	6	2	0	0	0	0	58	64	2	11	0	0	0	0	0	0	0	0	0	2	141	141
AUG	43	35	8	2	53	21	34	38	1	0	0	1	11	10	80	53	41	40	6	9	0	0	0	0	0	2	4	277	175	
SEPT	60	31	20	9	77	30	70	30	9	2	0	0	22	14	135	39	74	40	3	5	26	16	1	8	3	3	1	500	188	
OCT	16	4	0	0	29	6	19	7	1	0	9	7	8	6	78	24	9	9	0	0	0	0	0	0	0	0	0	169	54	
NOV - DEC	0	0	0	0	0	0	0	0	0	0	21	17	0	0	0	0	0	0	0	0	0	0	0	0	0	0	0	21	17	
TYPE TOTALS:	177	119	30	13	186	79	168	110	17	4	30	25	41	30	378	191	126	101	9	14	26	16	1	8	3	7	16			
GRAND TOTALS:																										1192	733			

% OF AIRCRAFT IN CPC ZONE BY TYPE



% OF AIRCRAFT MISSIONS IN CPC ZONE

