

Casper Interagency Dispatch Center

2023 Year End Report

Cooperating Agencies



High Plains District – HPD

High Desert District – HDD

Medicine Bow/Routt National Forests and Thunder Basin National Grasslands – MRF

Fort Laramie National Historic Site – FLP

Wyoming State Forestry – WYS

Albany – ALX, Carbon – CAX, Campbell – CMX, Converse – COX, Fremont – FRX,

Goshen – GOX, Johnson – JOX, Laramie – LAX, Lincoln – LIX, Natrona – NAX,

Niobrara – NIX, Platte – PLX, Sheridan – SHX, Sublette – SUX, Sweetwater – SWX,

Unita – UX, Weston – WEX counties

https://gacc.nifc.gov/rmcc/dispatch_centers/r2cpc/

2023 Summary:

Casper Dispatch experienced a below average fire season having 128 fires for 3,603 acres. This was well below our 10-year average of 271 starts for 57,668 acres. Our first fire occurred March 30th and our last fire occurred December 18th. The dispatch center only supported one Type 3 incident. This was the slowest fire season in regard to both number of fires and acres burned, since Rawlins Dispatch and Casper Dispatch combined.

The year started with above average snowpack and cooler than average temperatures. The spring and early summer we saw widespread wetting rains across the dispatch zone. Our fire indices never reached critical levels due to the amount of moisture we received. The fuels across the zone didn't start drying out until middle to end of July, which was our busiest month with 43 fires. The end of the July we saw the largest fire this year, the Pine Ridge fire in Goshen County for 563 acres.

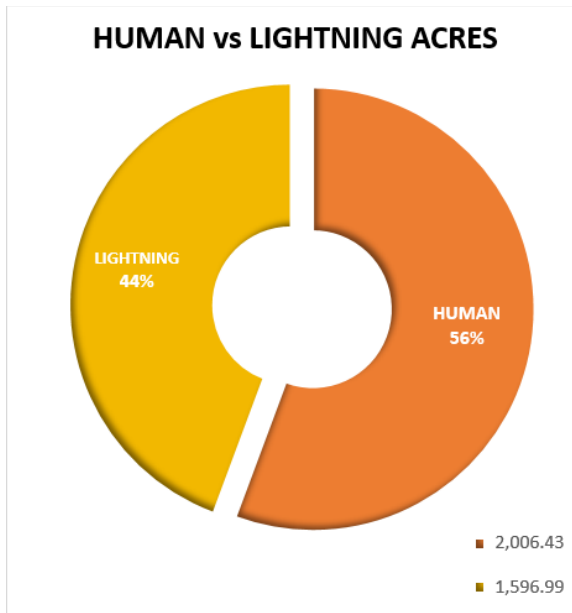
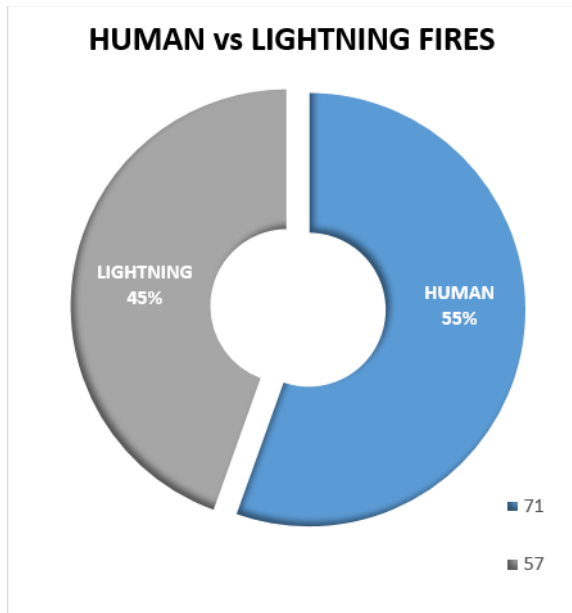
Casper Dispatch mobilized firefighting resources to support out of area incidents starting in January and continued to do that into December. In February, the dispatch zone was regularly sending firefighters to the Southern Area for prescribed burning. By April and May we sent firefighting resources to the Southwest, southern Rocky

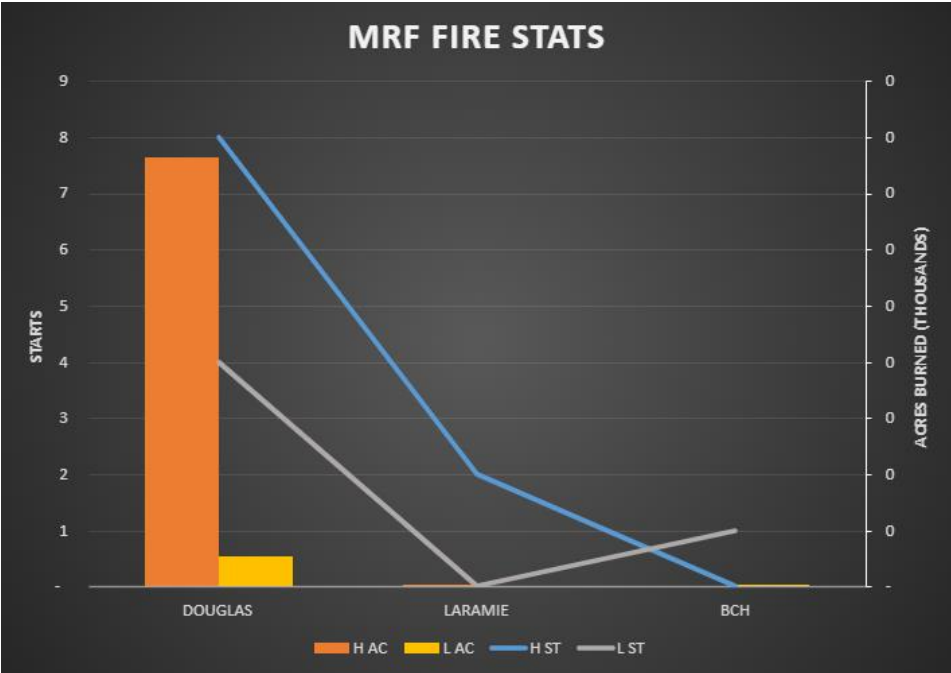
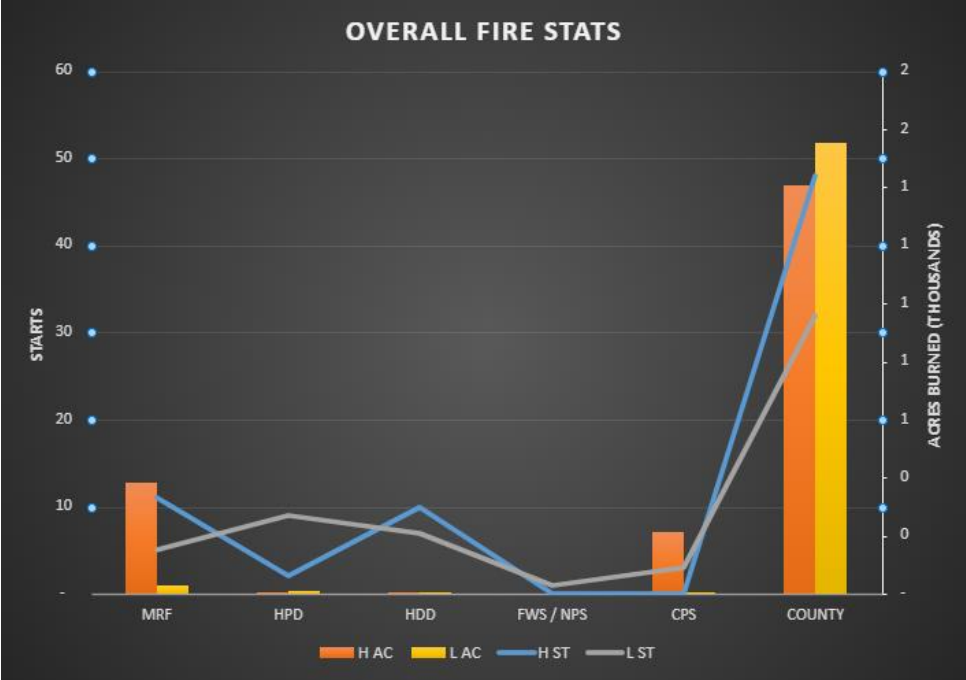
Mountain areas, and Canada. In June and into the rest of summer we started mobilizing resources within the Rocky Mountain area, while still sending suppression and support resources to wildfires throughout the nation.

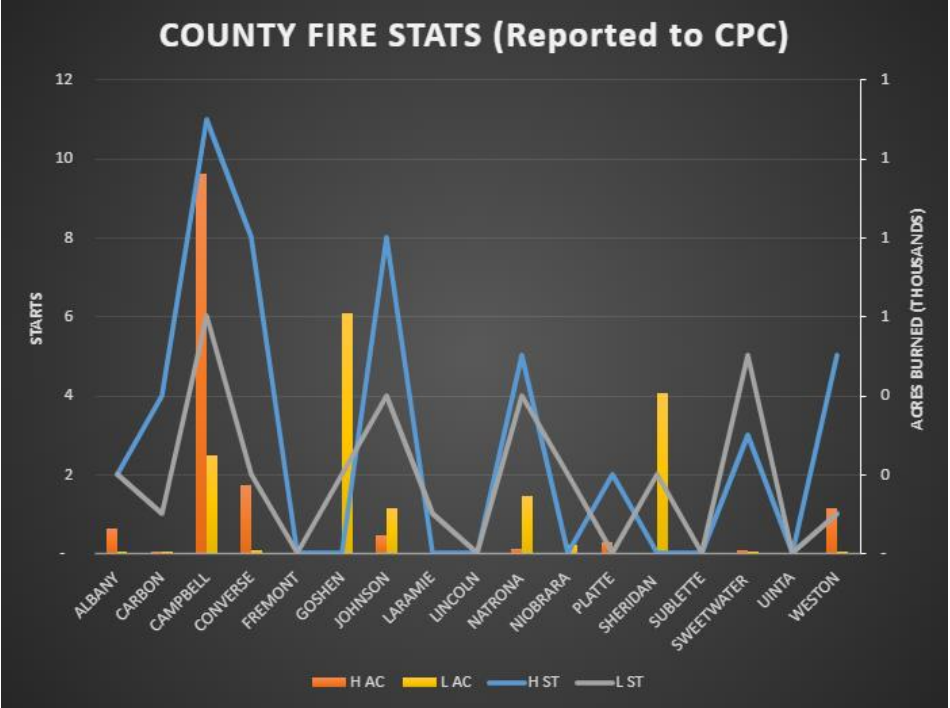
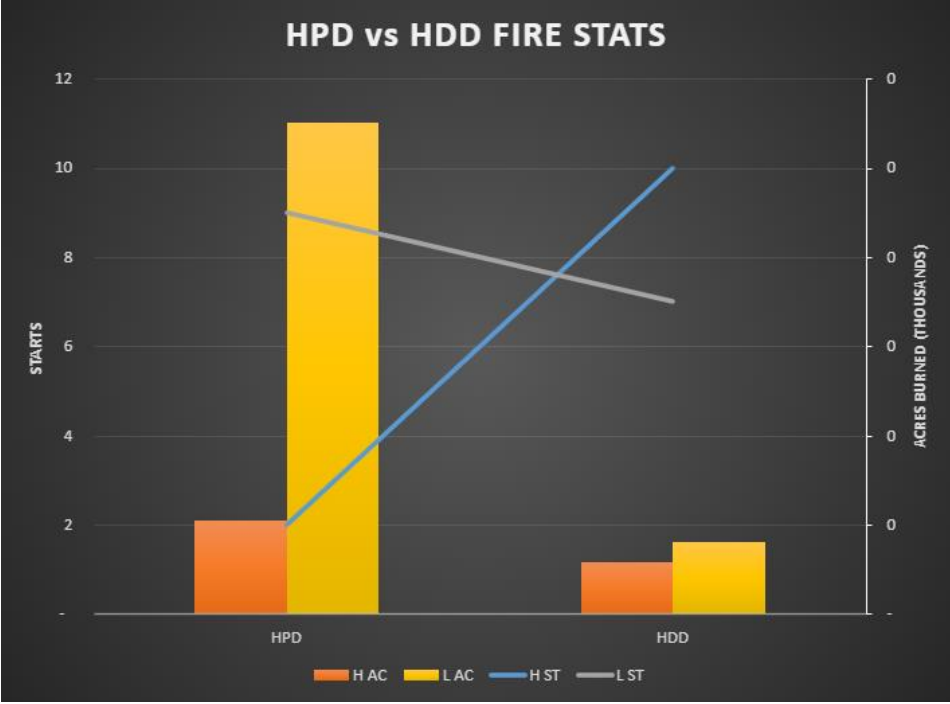
This year Casper Dispatch had an Assistant Center Manager vacancy that was filled in August. We had an Initial Attack position that has been vacant since April, we are hoping to fill it early 2024. The Center Manager retired in August and that position was vacant but is now filled.

Statistics:

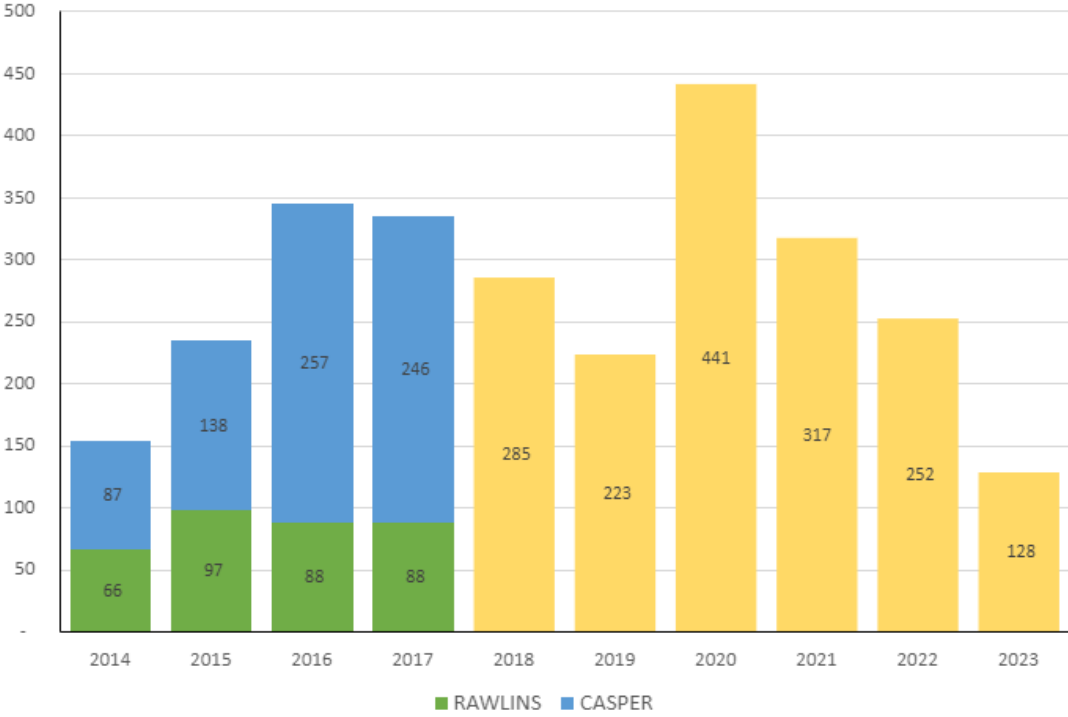
GRAND TOTALS																	
HPD TOTALS						HDD TOTALS						BLM TOTALS					
H	ACRES	L	ACRES	RX	ACRES	H	ACRES	L	ACRES	RX	ACRES	H	ACRES	L	ACRES	RX	ACRES
2	2.10	9	11.02	3	970.00	10	1.15	7	1.60	7	526.00	12	3.25	16	12.62	10	1,496.00
MRF TOTALS						COUNTY TOTALS						WYOMING STATE - CPS					
H	ACRES	L	ACRES	RX	ACRES	H	ACRES	L	ACRES	TOTALS	ACRES	H	ACRES	L	ACRES	RX	ACRES
11	383.33	5	28.04	4	3225.25	48	1,408.06	32	1,551.88	80	2,959.94	0	211.79	3	3.45	0	-
FISH & WILDLIFE						FT. LARAMIE - NPS						OVERALL FIRE TOTALS					
H	ACRES	L	ACRES	RX	ACRES	H	ACRES	L	ACRES	RX	ACRES	H	ACRES	L	ACRES	RX	ACRES
-	-	1.00	0.10	-	-	0	-	0	-	0	-	71	2,006.43	57	1,596.99	14	4,721.25



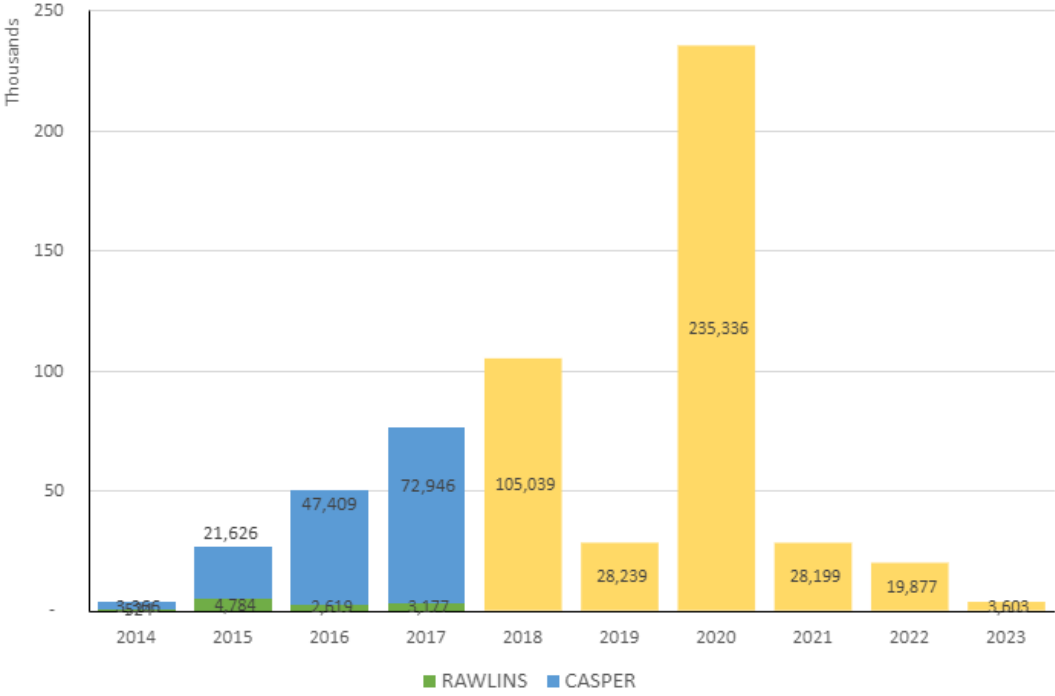




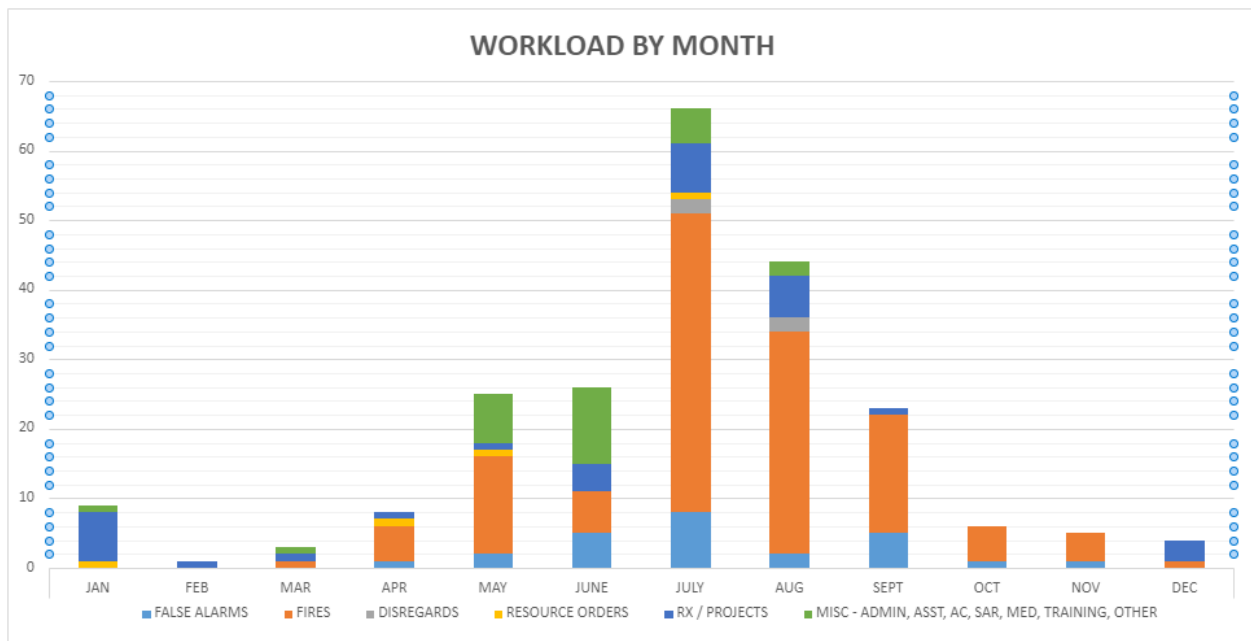
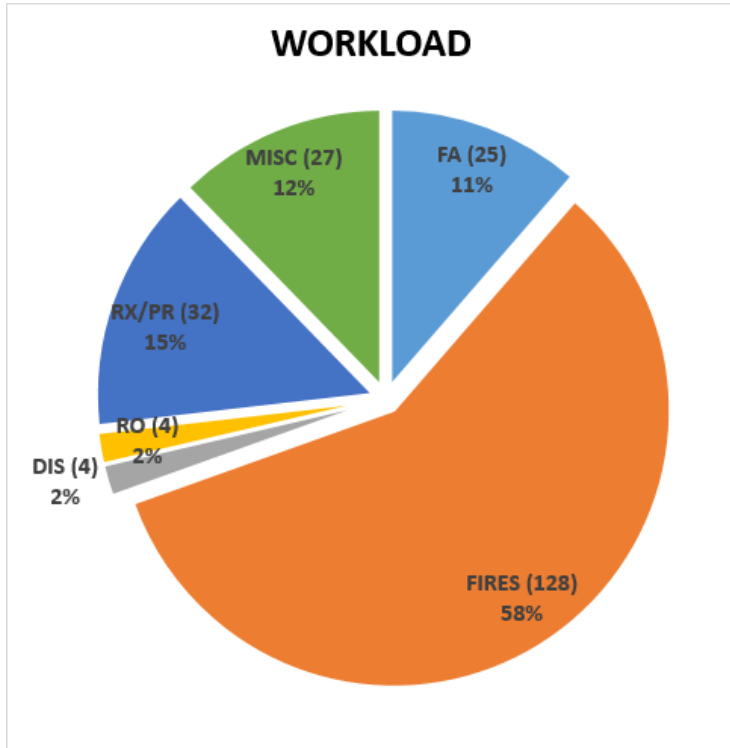
OVERALL STARTS - HISTORICAL



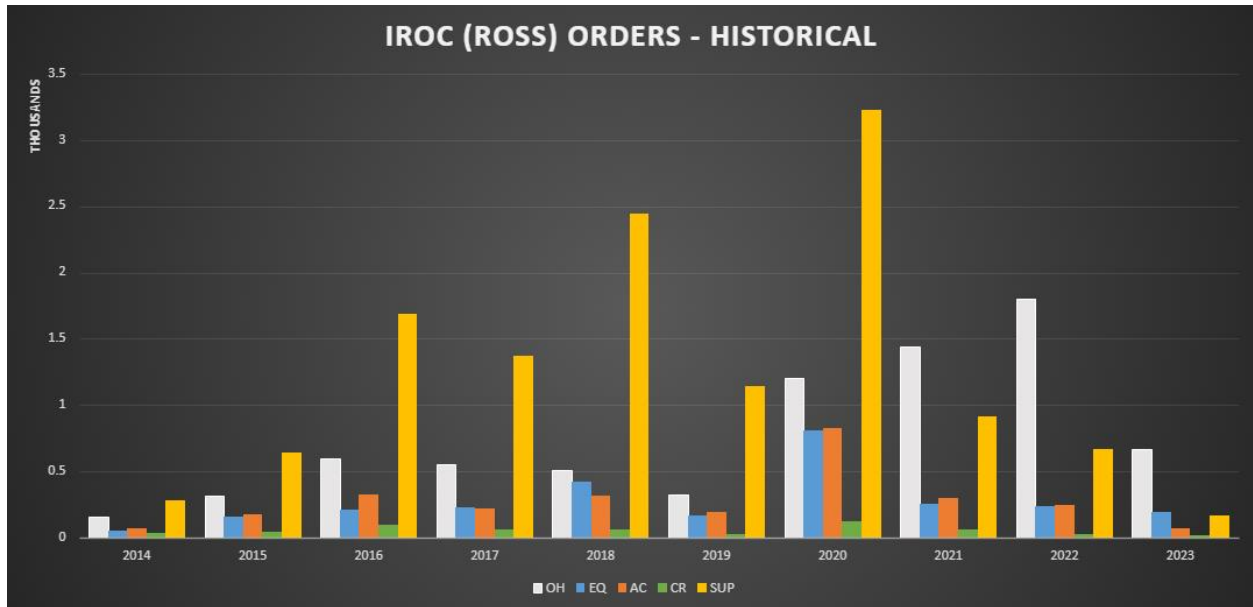
OVERALL ACRES - HISTORICAL



2023 Workload:



IROC Orders Created by CPC:

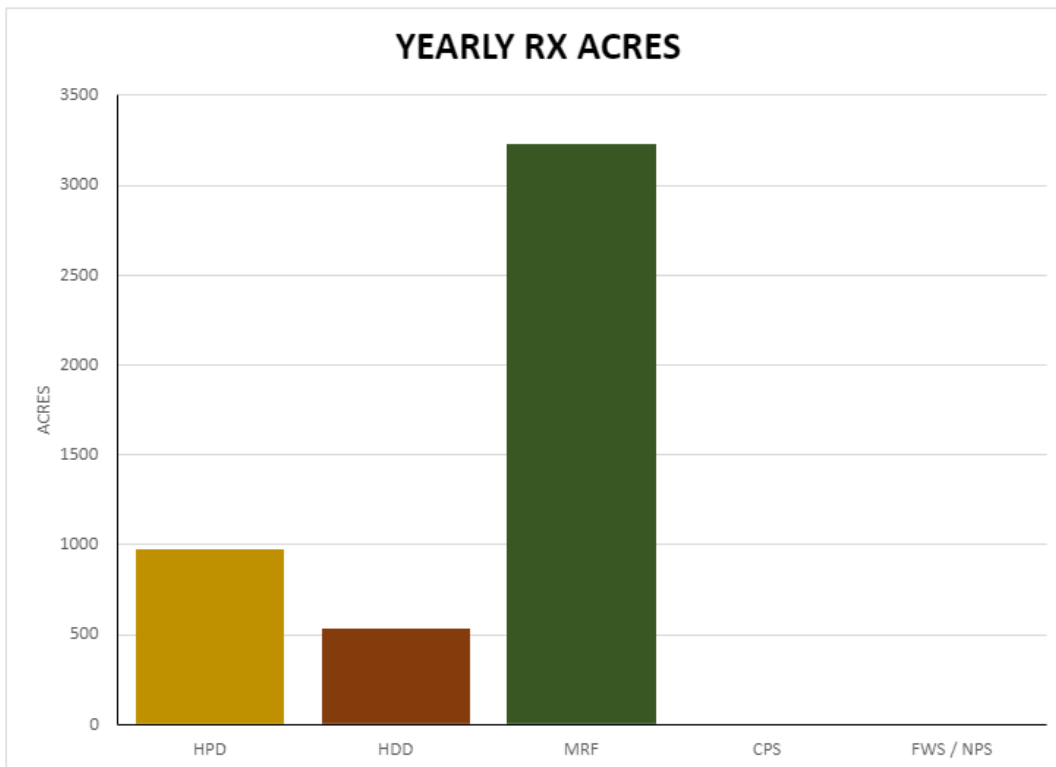
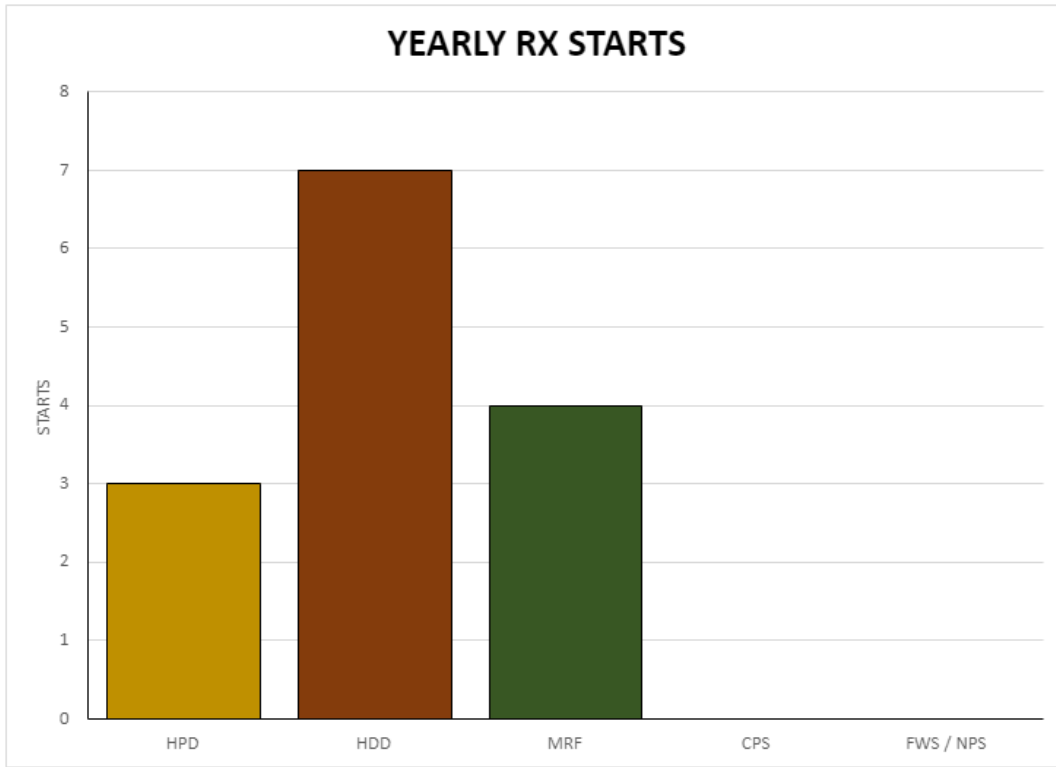


IROC ORDERS	OH	EQ	AC	CR	SUP
2014	161	49	68	36	285
2015	317	156	178	46	640
2016	595	208	328	95	1691
2017	550	227	223	64	1376
2018	512	425	318	58	2449
2019	326	164	195	26	1140
2020	1207	812	826	121	3233
2021	1439	259	297	57	911
2022	1801	239	245	22	672
2023	672	195	72	13	166
10 YR AV	758	273	275	54	1256

Large Fire/Extended Attack:

Fire	Start Date	Cause	Final Acres	Unit	Complexity
Pine Ridge	7/25/23	Lightning	563	GOX	Type 3
Chaffie	8/1/23	Lightning	387	SHX	Type 4
Blasting	8/20/23	Human	1,341.92	CMX	Type 4

Prescribed Fire Summary:



Aviation Summary:

Helicopter 8BH came on contract June 20th in Rawlins, WY. Their contract ended September 9th, but they were extended until September 30th. Their first fire was the Chris Mountain fire in Pagosa Springs, then they were prepositioned in Craig. They did come back and helped with the Burdick RX that High Deseret did this summer. After that they went to Cody and Montana for a few days before returning to Craig for a good portion of the summer. They ended their contract in Cave Junction, OR on the Smith River Complex. H-8BH transported 265 passengers, 16,096 gallons of water. Out of the 103 days on contact this year, they spent 98 days on the road.

Helicopter 2FS came on contract June 5th at Duncan Helibase and their contract ended October 3rd. They supported firefighters in the Cody Dispatch and Casper Dispatch zones. They had a total of 20 missions, two of those were non-fire related one of which was a repeater mission on the Bighorns, and another was a helispot improvement on Laramie Peak. H-2FS transported 336 passengers and delivered 5,471 gallons of water.

Casper SEAT Base opened June 17th and closed October 3rd and was home to T-889 and T-832. They flew a total of 14 fires and delivered 34,000 gallons of retardant. They supported fires in Wyoming, South Dakota and Nebraska.

Rock Springs SEAT Base opened end of July 25th and we closed it September 30th. We did not have SEATs at Rock Springs until August 31st. T-839 and T-882 were housed there for the remainder of the SEAT Base operation for 2023. They flew on 2 fires and delivered 11,265 gallons of retardant.

GRAND TOTALS																							MONTHLY TOTALS						
	T3H	M	T2H	M	T1H	M	AA	M	ASM	M	RECON	M	LEAD	M	SEAT	M	LAT	M	VLAT	M	SCOOP	M	SMKJ	M	MMA/IR	M	UAS	IN ZONE	M
JAN - APR	0	0	0	0	0	0	0	0	0	0	0	0	0	0	0	0	0	0	0	0	0	0	0	0	0	0	0	0	0
MAY	0	0	0	0	0	0	0	0	0	0	0	0	0	0	0	0	0	0	0	0	0	0	0	0	0	0	0	0	0
JUNE	36	10	0	0	0	1	0	0	0	0	0	0	0	0	32	2	0	0	0	0	0	0	0	0	0	0	0	0	68
JULY	37	27	0	0	2	2	18	12	0	0	0	0	0	0	58	18	1	2	0	0	0	0	0	0	0	0	2	5	116
AUG	31	12	0	0	12	3	15	6	0	0	0	0	0	0	64	14	0	0	0	0	0	0	0	0	0	0	1	0	122
SEPT	30	10	0	3	19	1	0	0	0	0	0	2	0	0	84	10	0	0	0	0	0	1	0	0	0	0	0	1	133
OCT	0	0	0	0	0	0	0	0	0	0	0	0	0	0	0	0	0	0	0	0	0	0	0	0	0	0	0	0	0
NOV - DEC	0	0	0	0	0	0	0	0	0	0	0	0	0	0	0	0	0	0	0	0	0	0	0	0	0	0	0	0	0
TYPE TOTALS:	134	59	0	3	33	7	33	18	0	0	0	2	0	0	238	44	1	2	0	0	0	1	0	0	0	0	3	6	439
GRAND TOTALS:																										439	145		

