





CACHE TRAILER #2 updated 10-04-2020

Type III Incident CacheTrailer Inventory -Based on 100 Person Sized Incident



(ALL CAPITALIZED item indicates NWCG catalog description)





(Italics = to help you find alternate name on the list)

Please secure handle into keeper before letting down ramp (if you don't it hits the ground and gets banged up)

SUPPLIES – Cache Trailer #2						
				Location		
Description	NFES	Unit	Qty.	Location Description	Tier	Row
Adaptor, Electrical, Heavy Duty RV Dogbone w/ 180 degree bend 15 Amp M to 30 Amp F, 12" – for trailer power		EA	1	Attached to Power Cord	E	4
Awning Instructions (a 2nd set is in the toolbox)		EA	1	Mounted on side door	E	2
Backboard, medical, (w/ spider straps, cervical collar, & head block)		EA	1	Fr R corner by side door	E	4
BAG, garbage, 30 GL, (Std Pk: 125/BX)	0021	BX	2	Fr R under table in Right Action Packer	E	4
BAG, sleeping, cold weather, with 100" zipper (usually green)	0022	EA	5	Back Rt inside aluminum dry box	H	2
BASIN, wash (plastic)	0027	EA	12	Front Right bottom shelf	G	3
BATTERY, size AA, 24 batteries/PG (3 flats)	0030	PG	24	Fr floor near table in milk crate	E	4
BATTERY, size AAA, 12/PG (in small 16L tub, inside milk crate)	7000	EA	108	Fr floor near table in milk crate	E	4
BATTERY, size D, 12/PG	0033	PG	4	Fr floor near table in milk crate	E	4
Bear Box, aluminum, type: breakdown, #2 (4'x 2' x 2')		EA	1	Middle aisle in front of Blue Whale	Middle Aisle	
Bear Spray in Safety Canister (Stored Upright)		EA	7	Back Left top shelf in bin	B	1
BELT WEATHER KIT	1050	KT	2	Back Left middle shelf in tub	B	2
BERM, spill containment, portable pump	0693	EA	1	Middle R– bungeed to shelf upright	GH	4
BLEACH		GL	2	Fr R under table In Rt. Action Packer	E	4
Bladder Bag (PUMP, backpack, outfit, 5 1/2" x 15 1/2" x 19")	1149	EA	2	B L middle shelf. on top of tub	B	2
Blivet, (BAG, slingable, water, supression, 55 GL) (w/ swivel)	0437	EA	3	Front left under shelf on floor	C	4
BLS Kit  (Basic Life Support Kit), in nylon Bag		KT	1	Fr under table on top of action packers	E	3
<i>Blue Whale(46.5" w x 42.5" w x 40.5" t) See: "Chest, ice, blue"</i>						
Board, Dry Erase, 17" x 23" (w/ magnets, 4 D. E. markers, & 4 magnetic clips)		EA	1	Front right on side door	F	1
BOARD, HELIBASE DISPLAY (Large plastic charts Part 1 & Part 2)	0410	SE	1	Fr R corner by side door, in tube	E	4
Box, dry, aluminum – 36"x 16" x 16" (5 sleeping bag –inside)		EA	1	Back Right middle shelf	H	2
<i>Bracket, sign (for aluminum speed limit signs)..See: Sign Mounting Bracket</i>						
Broom		EA	1	Front Right attached to wall	E	1,2,3
Bucket, plastic, 5GL		EA	2	B L floor– (extinguisher etc. inside)	A	4
				Fr Mid floor – (extinguisher inside)	Front Aisle	
<i>Bug Spray.....See: "Repellent"</i>						
<i>C-Collar, adjustable.....See: "Backboard"</i>						
<i>Cooler – rectangular – 48 QT.....See: "CHEST, ICE"</i>						
<i>Cooler, water (cylindrical, orange, insulated "Gott" brand)... See: "JUG"</i>						
COUNTER – Hand-Held (Clicker)	0468	EA	1	Front table in tote with handle	E	2
CANTEEN , 1QT (.9L), plastic, disposable, w/o cover. (Std. Pk: 100/BX)	0037	EA	46	B left middle shelf, in 64 L tub	B	2
CATALOG, NWCG Nat Fire Equip System Catalog Part 1: Fire Supplies & Equipment	0362	EA	1	Front table in tote with handle	E	2
Catalog - Cheat Sheet for NFES Numbers (2 pages)		EA	1	NWCG Catalog- in front cover	E	2
CHAIR, folding, metal	2047	EA	2	Front left behind coffee kits	D	4
Chapstick w/ SPF		EA	18	Front on table in 19 L tub	E	2
CHEST, ice 48 QT	0557	EA	4	Front left top shelf	C	1
Chest, ice, blue, large (AKA: Blue Whale) (holds app. 700 LB or 85 –8 LB bags) Blue Whale may be in the Cache Trailer or the Table Trailer		EA	1	Back Middle aisle near ramp	Back Aisle	
Chinstrap for hardhat,(STRAP, chin, safety helmet, Bullard ES-42)	0495	EA	10	Back Left middle shelf. In tub	B	2
Chock, tire, urethane, orange (w/ bracket for storage on outside, front)		Set of 2	1	Mounted on front when not in use	Front Outside	
Chock, tire - extra		Set of 2	1	Front on floor near side door	E	4
Clamshell, (HOLDER, radio, battery)	1034	EA	4	Fr floor in 1.6 L tub in milk crate	Front Aisle	

CLIPBOARD, 9 1/2" x 12 1/2" (extra, in addition to 2 in office supply kit)	0771	EA	4	Fr table in small Tote w/handle	E	2
Clock, alarm, cube, LCD, soft		EA	1	Front table in tote with handle	E	2
Cloning Cable, ("Smart Cable") for King Radio.....see "Tool Box"				In Purple Tool Box	F	4
COFFEE (1 LB cans) (xtra, in addition to the 8 that come w/ each coffee kit)	0496	LB	6	Front Right bottom shelf in tub	G	3
COFFEE HEATING KIT (each w/ Propane & 8 EA-1 LB cans of Coffee)	0480	KT	2	Fr L between shelf/table stacked	D	2, 4
Coffee Urn, electric, with pour spout, 12-30 cup capacity		EA	2	Fr Left top shelf. In cardboard box	C	1
Combi, (TOOL, combination shovel and grub hoe)	1180	EA	5	Back left under shelf on floor	B	4
CONTAINER, 5 GL, plastic, collapsible, w/ overpack.....See: "Cubie"						
CONTAINER – HOT/COLD BEVERAGE (New Style)	0244	BX	1	Front Left middle shelf	C	2
CONTAINER – HOT/COLD FOOD (New Style)	0246	BX	1	Front Right middle shelf	G	2
CORD, extension, (heavy duty) – 100', AWG, 12/3 wire	1172	EA	2	B right mid shelf. In Action Packer	H	2
Cord, extension, (heavy duty) – 25', AWG, 12/3 wire		EA	2	B right mid shelf. In Action Packer	H	2
Cord, extension– Connector ('ProLock'-holds extension cords together)		EA	1	With Extension Cords	H	2
COT, folding, 3 1/2' x 6 1/2'	0053	EA	2	B Right mid shelf. On dry box	H	2
Cooler.....See: "CHEST, ice"						
Cooler, Gott, orange, cylindrical.....See: "JUG"						
CRASH RESCUE KIT	1040	KT	2	Front left under shelf on floor	C	4
Crate, milk, 12" square (inside diameter) – for holding propane tanks		EA	6		See Propane	
CREW TIME REPORT (SF-261)	0891	BK	4	Fr on table in tub	E	2
Cubie, (CONTAINER, 5 GL) EMPTY - send to fire in trailer	0048	EA	20	Middle & Front aisle floor/on table	Middle Aisle	
Cubie, (CONTAINER, 5 GL) un-filled until time of departure	0048	EA	20	Middle & Front aisle floor/on table Filled in truck that pulls the trailer	Middle Aisle	
Detergent, dish, bottled		BT	2	Fr under table in tub	E	4
DINING PACKET , (Std Pk: 200/BX) (plastic knife, fork, spoon)	0935	EA	200	B Lt top shelf – in 64 L tub w/ paper.towels	B	1
Dinnerware kit (outdated name)..... See "MESS GEAR"						
Dish Scrubbing Pad		EA	2	Fr under table in tub	E	4
Dish soap.....See: "Detergent"						
DISPENSER – FILAMENT TAPE	2139	EA	4	Fr Lt by side door in milk crate	E	4
Dolly (Hand Truck)						
Dowel, 2.5' – for holding paper towel roll over garbage can		EA	2	Fr Right on wall just inside side door	F	1
Drill, cordless – in case		EA	1	Front under table	E	3
DRIVER, fence post.....See: "Post Pounder"						
Dry box, aluminum – 36" x 16" x 16" w/ handles and sealed lid (empty)		EA	1	Back Right Middle shelf	H	2
Dry Erase Marker.....See: "Marker, dry erase"						
Dust pan		EA	1	Front on wall hanging, on hook	E	1
EARPLUG	1027	PR	24	Lt back mid shelf. In 84 L tub	B	2
EASEL, display, (metal) 27"x 36"with folding legs	3161	EA	2	Fr Lt between coffee kits/table	D	4
EMERGENCY EQUIPMENT FUEL/OIL ISSUE, OF-304	0420	PD	10	Fr on table in tub	E	2
EMERGENCY EQUIPMENT RENTAL-USE ENVELOPE, OF-305	0422	EA	10	Fr on table in tub	E	2
EMERGENCY EQUIPMENT SHIFT TICKET, OF-297	0872	PD	10	Fr on table in tub	E	2
EMERGENCY FIREFIGHTER TIME REPORT, OF-288 PG (of 100)	0866	PG	1	Fr on table in tub	E	2
Extension cord.....See: "Cord, extension"						
Extinguisher, fire, 10 lb (stays w/ trailer, mounted near side door)		EA	1	Fr Rt in bracket by side door	E	4
EXTINGUISHER, fire, 20A:120BC, 20 LBS - B left & Fr mid in 5 GL bucket	1067	EA	2	Back Left in plastic 5 GL bucket	A	4
				Front aisle in plastic 5 GL bucket	Front Aisle	
Fan, electric		EA	1	Back aisle in Bear Box	Back Aisle	
File, Flat, 6", CHAINSAW (Stihl Part#: 1 EA - 0814 252 3000 / 1 BX (of 12) 7010 871 0007)		EA	12	B L middle in bin with light sticks	B	2
FILE, mil, 12", bastard (they come in boxes of 12)	1059	EA	24	B L middle in bin with light sticks	B	2
FILE - ROUND, 7/32", CHAINSAW.....or.....	0345					
FILE – ROUND, 13/64", CHAINSAW	6671	EA	12	B L middle in bin with light sticks	B	2
Fireline Handbook Replacement ..See:"W.L. Fire Inc.Mgt Field Guide"						
Fuel Containment Berm.....See: "BERM"						

FIRST AID KIT, 100 Person	1760	KT	1	Fr R under shelf on floor. In box	G	4
FIRST AID KIT, 24 person, white box — (also on Trailer Parts List-below)	1604	KT	1	Fr R Mounted on wall by side door	E	1
FIRST AID KIT, 10-25 Person, Belt Type, red	1143	KT	1	Front on Action Packer under Table	E	3
FLAGGING, perimeter (circus), 100'	0534	RO	2	Fr R bottom shelf. On Heli kit	G	3
Flagging, (RIBBON, pink "Escape Route")	0566	RO	2	Back left middle shelf, in bin	B	2
Flagging, (RIBBON, orange, Killer Tree)	6066	RO	2	Back left middle shelf, in bin	B	2
Flagging, (RIBBON, orange, "Spot Fire")	6067	RO	2	Back left middle shelf, in bin	B	2
Flagging, (RIBBON, dark pink)	2401	RO	12	Back left middle shelf, in bin	B	2
Flagging, (RIBBON, orange fluorescent)	2398	RO	12	Back left middle shelf, in bin	B	2
Flagging, (RIBBON, red & white, striped)		RO	2	Back left middle shelf, in bin	B	2
Flashlight, LED		EA	1	In tool box on floor near side door	F	4
Flashlight, "Flash Splash", small		EA	1	Fr hangs on side door handle, inside	F	2
FlatwareSee: "DINING PACKET"						
Flip Chart.....See: "EASEL"						
FLY, tent, 16'x 24', (yellow)	0070	EA	4	Back right top shelf	H	1
FLY, sunscreen, 20' x 20', (black, net-like)	6131	EA	1	B right top shelf at end of shelf	H	1
Flypaper – (boxes of 4)		BX	4	Fr on table in tub	E	2
FOOD, MEALS READY TO EAT, MRE's.....See: "M.r.e."						
Fuel for generator, Unleaded Gasoline, in Mark III jerry-can (TANK)	0218	GL	5	In the truck that pulls the trailer	In Truck	
FUNNEL, 1 QT, w/ strainer	0564	EA	1	Mid R hanging between shelves	G	2
Garbage bag.....See: "BAG, garbage"						
Garbage Can, (CAN, metal, 32 GL) w/ lids	1343	EA	2	Front middle aisle	Front Aisle	
Garbage Can, folding handles (CAN, garbage, plastic, 32 GL) w/ lids		EA	3	Front middle aisle	Front Aisle	
Garbage can, plastic, small.....See: "Waste Basket"						
Gas for generator.....See: "Fuel for generator"						
Garbage Rack, wire, 32 GL, (RACK-GARBAGE, WIRE, 32 GL)	2332	EA	2	Fr Lt between Coffee kit/table	D	4
Gatorade		CS	2	Front R on floor under shelf.	G	4
GENERAL MESSAGE FORM, ICS213	1336	PG	10	Front on Table in Tub #3	E	2
GLOVE, leather, small	1294	PR	10	B Lt mid shelf in tub	B	2
GLOVE, leather, medium	1295	PR	10	B Lt mid shelf in tub	B	2
GLOVE, leather, large	1296	PR	10	B Lt mid shelf in tub	B	2
GLOVE, leather, X-large	1297	PR	10	B Lt mid shelf in tub	B	2
Gloves, vinyl serving, (100/BX)		BX	1	Front left top shelf in cooler	C	1
GOGGLE, UVEX, clear	0318	PR	10	B Lt mid shelf in tub	B	2
Gott Cooler, orange, cylindrical.....See: "JUG"						
HAMMER, blacksmith 3-5 lb. (short handle) 	1858	EA	1	B right on floor, in bin with stakes	H	4
HAMMER, 6-8 lb. sledge (Long handle) 	1858	EA	1	B right on floor	H	4
Hand Sanitizer		BT	6	Front on Table in 19 L Tub	E	2
Hardhat, (HELMET, cap style, Bullard 911 C, w/ ratchet suspension) (Hardhats in trailer are usually Red, but GBK only carries Yellow)	Yellow 7287	EA	2	B Lt middle shelf. In tub	B	2
Headblock (attached to Backboard along w/ spider straps, cervical collar)		EA	1	Fr R corner by side door-on backboard	E	4
HEADLAMP	0713	EA	4	B Lt middle shelf. In tub	B	2
HEATER, propane, 20 LB tank mounted, (propane separate)	6139	EA	2	Back left middle shelf in bin	B	2
HELICOPTER SUPPORT KIT (Box 1: 3520, Box 2: 3521, Box 3: 3522)	0520	KT	1	Fr-Lt bottom & Right bottom shelf	C	3
Hitch Reducer Sleeve.....See: "Reducer Sleeve"					G	3
HOLDER, radio, battery, NFES 1034.....See: "Clamshell"						
Hose, potable (drinking) water, white – 25'		EA	1	B R middle shelf in Action Packer	H	2
Hot/Cold Beverage Container.....See: "CONTAINER-HOT/COLD....."						
Hot/Cold Food Container.....See: "CONTAINER-HOT/COLD....."						
Hot Chocolate packets		BX	4	Front right bottom shelf in tub	G	3
Ibuprofen		BT	1	Fr on table in 19 L tub	E	2
INCIDENT DEMOB VEHICLE SAFETY INSPECTION, FORM, ICS-212 (1/14)	1251	PG	1	Front on Table in Tub #3	E	2
INCIDENT PERSONNEL RATING, 3-PART SET - FORM, ICS-225 (1/14)	1576	PG	1	Front on Table in Tub #3	E	2

INCIDENT REPLACEMENT REQUISITION (4/00) FORM, OF-315	1300	PG	1	Front on Table in Tub #3	E	2
INCIDENT REPLACEMENT REQUISITION, CONT. (4/00) - FORM, OF-315A	1286	PG	1	Front on Table in Tub #3	E	2
Incident Safety Analysis (LCES)-ICS-215A-WS-63"x38" w/ dry erase markers	2227	EA	1	Fr R corner by door in cardboard tube	E	4
Interagency Inc. Business Mngmnt Hndbook (2012 Yellow Book-out of print)	2160	EA	1	Fr on table in 32 L tub	E	2
Interagency Standards for Fire & Fire Aviation Operations (Red Book)	2724	EA	1	Fr on table in 32 L tub	E	2
IRPG (Incident Response Pocket Guide)	1077	EA	2	Fr on table in 32 L tub	E	2
JUG, insulated, 5 GL, w/ spigot (orange, cylindrical) 	0943	EA	2	Front Right bottom shelf	G	3
Key for Side Door (also see: toolbox lid for extra key)		EA	1	Fr Rt side door handle inside	F	1
LANTERN, camp, electric, fluorescent (green)	2501	EA	2	Back left middle – in bin	B	2
LATH, wood, 4' x 1 1/2" x 3/8" (what many people would call "stakes")		EA	10	Front right under table on floor behind Action Packers	E	4
LEAD LINE, 12', 3000 lb capacity (for helicopter)	0528	EA	2	Front left on floor under shelf	C	4
LID REMOVER,  	0673	EA	2	Front hanging on wall hook	E	1
LIGHTING KIT, MULTI-LIGHT CORD (3 x-cord, 5 socket cord, 30 bulb, tools)	6051	KT	1	B right bottom shelf in big box	H	3
LIGHTSTICK, chemical green, 12 hours (10/PG, 10 PG/BX)	3009	BX	1	Back Left Middle in bin w/ files	B	2
List, THIS LIST , needs to be in the trailer when it goes out		EA	1	Fr R Sm Door clipped to dry erase board	F	1
LITTER, S.K.E.D. (in cylindrical orange bag) 	1670	EA	1	Fr right corner by side door	E	4
Magnet, w/ hook (strong-for hanging maps on outside of trailer)		EA	4	Fr table in skinny 1.5L tub/in 32L tub	E	2
Maps of the Bridger-Teton, all 6 districts (3 maps total)		EA	3	Front on table in tub	E	2
Marker, dry erase (with Velcro and magnets for attaching)		EA	4	Fr R side door on dry erase board	F	1
Mat, door		EA	1	Front right – inside small door	F	4
MESS GEAR, disposable, 25 person, 1 day, contains 60 place settings	0135	KT	12	Front right top shelf	G	1
<i>Milk Crate (to hold propane bottles).....See: "Crate, milk"</i>						
M.r.e., (FOOD, MEALS READ TO EAT, MRE's) (Std pk: 12 meals/BX)	1842	BX	6/6	Front Left & Right middle shelf	CG	2
NET, cargo, 12'x 12", 3000 lb–with swivel (black, for helicopter)	0531	EA	2	Front left under shelf on floor	C	3
Net, cargo, lightweight, 10' x 10', 300 lb – w/ swivel (orange–AKA: "Tuna Net")	0795	EA	1	Fr Lt bottom shelf and on floor	C	4
Nomex Pant, (JEANS, 28-32"x 30")	2801	PR		Fr Lt under table in Action Packer	E	4
Nomex Pant, (JEANS, 28-32"x 34")	2701	PR		Fr Lt under table in Action Packer	E	4
Nomex Pant, (JEANS, 30-34"x 30")	2802	PR		Fr Lt under table in Action Packer	E	4
Nomex Pant, (JEANS, 30-34"x 34")	2702	PR		Fr Lt under table in Action Packer	E	4
Nomex Pant, (JEANS, 32-36"x 30")	2803	PR		Fr Lt under table in Action Packer	E	4
Nomex Pant, (JEANS, 32-36"x 34")	2703	PR		Fr Lt under table in Action Packer	E	4
Nomex Pant, (JEANS, 34-38"x 30")	2804	PR		Fr Lt under table in Action Packer	E	4
Nomex Pant, (JEANS, 34-38"x 34")	2704	PR		Fr Lt under table in Action Packer	E	4
Nomex Pant, (JEANS, 36-40"x 30")	2805	PR		Fr Lt under table in Action Packer	E	4
Nomex Pant, (JEANS, 36-40"x 34")	2705	PR		Fr Lt under table in Action Packer	E	4
Nomex Pant, (JEANS, 38-42"x 30")	2806	PR		Fr Lt under table in Action Packer	E	4
Nomex Pant, (JEANS, 38-42"x 34")	2706	PR		Fr Lt under table in Action Packer	E	4
Nomex Pant, (JEANS, 40-44"x 34")	2707	PR		Fr Lt under table in Action Packer	E	4
Nomex Shirt, (SHIRT, fire, small)	0577	EA	2	Fr Lt under table in Action Packer	E	4
Nomex Shirt, (SHIRT, fire, medium)	0578	EA	2	Fr Lt under table in Action Packer	E	4
Nomex Shirt, (SHIRT, fire, large)	0579	EA	2	Fr Lt under table in Action Packer	E	4
Nomex Shirt, (SHIRT, fire, X-large)	0580	EA	2	Fr Lt under table in Action Packer	E	4
Nomex Shirt, (SHIRT, fire, XX-large)	0570	EA	2	Fr Lt under table in Action Packer	E	4
OFFICE SUPPLIES, INCIDENT BASE	0760	KT	1	Front left middle shelf in box	C	2
OIL, 2 cycle (2 six packs Stihl 12.8 oz., 2 six packs Stihl 2.6 oz.)	0341	OZ	185	Back Right on floor in basin	H	4
OIL, bar & chain	1869	QT	12	Back Right on floor in basin	H	4
Operational Planning Worksheet-ICS-215-WS-60"x 38" with dry erase markers	1374	EA	1	Fr R corner by door in cardboard tube	E	4
Orientation Guide for Visiting Resources (current year)		EA	1	Fr on table in tub	E	2
P-Cord, (CORD, nylon shroud)	0533	SL	2	Fr & Back right hanging on shelf	G H	1 1
PACK, field, yellow, firefighter, complete	1372	EA	1	B left middle in tub	B	2
<i>Pad, scrubbing, dish.....See: "Dish Scrubbing Pad"</i>						
PEN, ballpoint (part of the Office Supply Kit inventory)	0447	EA	24	In Office Supply Kit	C	1

PEN, ballpoint	0447	EA	12	Front wall, in plastic pouch	E	2
PENCIL, wooden #2	1002	EA	12	Office Supply Kit	C	2
				Front Table and Wall	E	1
Phone Book – Local Areas		EA	1-3	Front on Table in tub	E	2
<i>Plasticware.....See: "DINING PACKET"</i>						
Plywood, 4'x 8'		EA	1	Mid left upright against shelves	Mid left Aisle	
POLE, ridge, 16' (6 separate pieces – aluminum) (for tent or fly)	0089	EA	4	Back Right on floor under shelf	H	4
POLE, upright, adjustable (green) (for tent or fly)	0083	EA	18	Back Rt upright at end of shelf	I	4
Post, fence, lightweight ("T"-post) (wrapped in bundles of 6)	0609	EA	18	B Lt bungeed to end of shelving	A	1
Post Pounder (DRIVER, fence post)	0587	EA	1	B left upright bungeed to shelf	A	4
<i>Power Strip..... See: "Surge Protector"</i>						
Propane, 20# tank (5 GL) (4 for Coffee Kits, 2 for heaters) (3 in front in milk crates)	0491	EA	6	3 - Font -(3 by small door,).	F	4
“				1 Middle Aisle	BCGH	4
“				Back Aisle	BH	4
Property Loss/Damage Report (OF-289)	1864	PG	1	Front on Table in Tub #3	E	2
PULASKI, 10/BX	0146	EA	10	B Lt bottom shelf on top of Shovels	B	3
<i>PUMP, backpack, outfit, 5 1/2" x 15 1/2" x 19".....See: Bladder Bag</i>						
<i>Red Book....See "Interagency Standards for Fire & Fire Aviation Ops"</i>						
Repellant, insect (spray)		CN	4	Fr on table in med. tub	E	2
ROPE, guy, 25' x 1/4", manila w/ tension dowels	1043	EA	48	B right middle shelf in 2 boxes	H	2
<i>Scrubbing pad, dish.....See: "Dish Scrubbing Pad"</i>						
<i>S.K.E.D.(Litter).....See: "Litter, S.K.E.D"</i>						
<i>Soap, dish.....See: "Detergent"</i>						
Safety Data Sheets – Unleaded 91		Set	1	Front on Table in Tub #3	E	2
Saw Parts Request Form, for Stihl and Husqvarna		EA	15	Front on Table in Tub #3	E	2
Screening w/ Velcro for small trailer door (rolls up above door)		EA	1	F Rt – Installed above small door	F	1
Serving Utensils (Spoon, Slotted Spoon, Fork, Ladle, Tongs)		SE	1	Front left top shelf in cooler	C	1
SHELTER, fire, (regular size) M2002, w/ case & liner	0925	EA	1	B Lt mid shelf in tub	B	2
SHELTER, fire, LARGE, M2002,w/case & liner	0975	EA	1	B Lt mid shelf in tub	B	2
<i>Shift Ticket.....See: "EMERGENCY EQUIPMENT SHIFT TICKET"</i>						
SHEETING, plastic, clear)	0143	RO	1	B Lt upright bungeed to shelf	A	1
Shim, 2"x 4", wood, labeled-w/ hole and hanger – for trailer ramp		EA	1	Front hanging on wall hook	E	1
SHOVEL	0171	EA	10	B Lt bot. shelf under Pulaskis	B	3
SHOWER ORDER/INVOICE, I/A DAILY (1/2015) FORM, 1276-C	1961	PG	1	Front on table in 32 L Tub #3	E	2
SHOWER FACILITIES PERFORMANCE EVALUATION, I/A MOBILE - FORM,1276-F (1/2015)	1974	PG	1	Front on table in 32 L Tub #3	E	2
Sign, roadside, "Fire Activity Ahead" (fold –n-roll, fluorescent pink)		EA	2	B Lt upright, bungeed to end of shelf	A	1
Sign, "SLOW", aluminum, yellow, reflective 24"x 24		EA	2	Fr Rt upright at shelf end by small door	F	4
Sign, "SPEED LIMIT 5", aluminum, white, reflective, 24" x 30"		EA	2	Fr Rt upright at shelf end by small door	F	4
Sign, "SPEED LIMIT 10",aluminum, white, reflective, 24" x 30"		EA	2	Fr Rt upright at shelf end by small door	F	4
Sign, "SPEED LIMIT 15",aluminum, white, reflective, 24" x 30"		EA	2	Fr Rt upright at shelf end by small door	F	4
Sign Mounting Bracket (metal pipe w/ washer & bolt – 2 per aluminum sign)		EA	16	Front on floor in 3L Tub, by small door	E	4
SIGN KIT, INCIDENT BASE	1030	KT	1	Fr under Table in Middle Action Packer	E	4
Soap, liquid hand		EA	5	Fr under Table in Rt Action Packer	E	4
<i>Spike, 12" – to be used as tent stak'....See: "Stake, tent, metal (12" Spike)"</i>						
Splint Set, Vacuum, 3 extremity splints with pump		Set	1	Fr under table top of action packers	E	3
SPOUT, gas, flexible, 16", steel	0210	EA	1	Front hanging on wall hook	E	1
Squeegee		EA	2			
STAKE, tent, metal (heavy duty)	0825	EA	36	Back Right on floor in bin	H	4
Stake, tent, metal, (12" Spike)		EA	24	Back Right in bin on floor	H	4
<i>STANDARDS for Fire & Fire Aviat Ops (Red Bk.)....See: "Interagency Standards...."</i>						
STAPLER, plier type (AKA: Hammer Tacker)	0985	EA	2	Fr on table in medium tub	E	2
STAPLER, heavy duty (for structure wrap) T50	2490	EA	1	Fr on table in tub	E	2
STAPLES, 1/2" heavy duty, T50, for NFES 2490 stapler	2491	BX	6	Fr on table in tub	E	2

Staples for Hammer tacker – Size: T50		BX	6	Fr on table in tub	E	2
Step, RV type platform, black, folding legs		EA	1	Fr on floor – just inside small door	F	4
Stool, step, plastic, folding		EA	1	Front Right Corner	E	4
Straps, spider (colorful Velcro straps for backboard)		Set	1	Fr Rt corner – attached to backboard	E	4
Sunscreen, High SPF		EA	6	Fr on table in small tub	E	2
SURGE PROTECTOR, power strip	0972	EA	3	Fr on Table in tub	E	2
SWIVEL, cargo, 3000 lb – (1 on each cargo net and blivet + 1 single)	0526	EA	7	Fr Lt mid shelf / floor-on nets /& blivets	C	3,4
TABLE, folding, metal, 6’ (Set Up)	2698	EA	1	Fr – set up-very front of trailer	E	2,3,4
TABLE, folding, metal, 6’ (Folded)	2698	EA	1	Middle right against shelves	G H	4
TAG, fuel, 2-stroke mix, yellow (plastic, re-useable)	0805	EA	8	Fr Rt on wall hook under 1 st aid kit	E	1
TAG, fuel, diesel, green (plastic, re-useable)	0802	EA	6	Fr Rt on wall hook under 1 st aid kit	E	1
TAG, fuel, drip torch fuel, blue (plastic, re-useable)	0803	EA	6	Fr Rt on wall hook under 1 st aid kit	E	1
TAG, fuel, unleaded gasoline, red (plastic, re-useable)	0801	EA	6	Fr Rt on wall hook under 1 st aid kit	E	1
TAG, (shipping), blank, white (linen)	0216	20	EA	Fr Rt on wall hook under 1 st aid kit	E	1
<i>TANK, gasoline, 5 GL, pump adapted, , w/ unleaded.....See: “Fuel for generator”</i>						
TAPE, cellulose, w/dispenser (wide, clear plastic tape)	0769	RO	1	Fr Lt by side door in milk crate	E	4
TAPE, duct	0071	RO	6	Fr Lt by side door in milk crate	E	4
TAPE , electrical, plastic, ¾” x 36 YD (black)	0619	RO	2	Fr Lt by side door in milk crate	E	4
TAPE, filament (fiber tape)	0222	RO	10	Fr Lt by side door in milk crate	E	4
TAPE, painters, (purple)		RO	10	Fr Lt by side door in milk crate	E	4
Tarp, large (regular tarp, not tent fly)		EA	2	B Rt, middle shelf, on action packer	H	2
TENT, wall, 14’x 16’ (requires 1 ridge & 6 upright poles)	0084	EA	1	B right, bottom shelf, near lighting kit	H	3
TENT, 2 – person	0077	EA	4	Back right, top shelf	H	1
Thermometer, forehead, no-touch		EA	1	Front on table in med. tub	E	2
<i>Time Report..... See: “EMERGENCY FIREFIGHTER TIME REPORT, OF-288 “</i>						
Toilet Paper, PAPER, toilet (96/RO/BX)	0146	RO	18	B Lt top shelf - in 32 L tub	B	1
Tool Box, purple plastic w/ 2 exterior removable compartments (Contents List: page 7-8)		EA	1	Fr Rt, just inside small door on floor	F	4
TOWEL, bath, disposable, 24” x 36” (300/BX)	1038	BX	1	B Lt top–above bladder bags in tub	B	1
TOWEL, paper, two ply, roll	0240	RO	12	B Lt top shelf – in 64 L tub	B	1
<i>Trauma Kit, blue bag.....See: “ALS Kit” (Advanced Life Support)</i>						
<i>Tube.....See: “Incident Safety Analysis (LCES)”(Big – laminated)</i>						
<i>Tube.....See: “Operational Planning Worksheet”(Big – laminated)</i>						
<i>Tuna Net.....See: “Net, cargo, lightweight, 10’ x 10’”</i>						
<i>Unleaded for generator.....See: “Fuel for generator”</i>						
<i>Utensils, plasticSee: “DINING PACKET”</i>						
Vehicle/Heavy Equipment Safety Inspection Checklist, OF-296, (50 forms)	1173	BK	1	Fr on table, in 32 L tub (2-2016)	E	2
Vest, safety, high visibility, ANSI 107-2004 Class II	1242	EA	2	Fr on table in med tub	E	2
<i>Visiting Resources Orientation Guide...See: “Orientation Gd for Visiting Resources”</i>						
<i>Visqueen.....See: “SHEETING, plastic, clear”</i>						
<i>Wash Basin.....See: “Basin, wash”</i>						
<i>Water Jug (cylindrical, orange, insulated “Gott” brand)..... See: “JUG”</i>						
WD-40 (8 to 12 oz. can)		CN	1	Fr on table, in tub	E	2
WASHCLOTH, waterless, 12” x 12” (2 BX of 200) or (1 BX of 400)	0206	EA	400	Front Right bottom shelf	G	3
Waste Basket, plastic, small				Front Right corner	E	4
Waybill (INTERAGENCY INCIDENT WAYBILL,OF-316) 4/00	1472	PG	5	Front on Table in Tub #3	E	2
Waybill Cont. (Interagency Inc. Waybill, Continuation OF316-A) 4/00	1473	PG	2	Front on Table in Tub #3	E	2
<i>Whale, Blue ...(46.5”w x 42.5” w x 40.5”t) ...See: “Chest, ice”</i>						
Wildland Fire Incident Management Field Guide PMS 210 (replaces Fireline HB)	2943	EA	1	Fr on table in tub	E	2
<i>Worksheets (Big, laminated).....See: Operational Planning WS</i>						
<i>Worksheets (Big, laminated).....See: Incident Safety Analysis</i>						
WRAP - STRETCH, 2" - 5", DISPOSABLE (plastic)	0315	RO	1	Fr Rt by side door in crate w/ tape	E	4
WRAP - STRETCH, 15" - 18", DISPOSABLE (plastic)	0316	RO	1	Fr Rt by side door in crate w/ tape	E	4
<i>Yellow Book.....See: “Interagency Incident Business Management Handbook”</i>						

SUPPLIES IN THE TRUCK THAT PULLS THE TRAILER



Description	NFES	Unit	Qty.	
FUEL, for Generator – GASOLINE, UNLEADED (In TANK, pump adapted)	0218	GL	5	1 Jerry can in truck

PURPLE TOOLBOX INVENTORY



Description	NFES#	Unit	Qty.	Location
Awning Instructions Sheet – laminated		EA	1	
BATTERY, size D, 1.5V, alkaline, general purpose (for flashlights)	0033	EA	4	
Brake Cable for trailer tongue, (extra)		EA	1	
Box Cutter (AKA: KNIFE, razor, retractable blade)	0939	EA	1	
Breaker Bar, 24”, 1/2” drive (w/ socket below welded to it)		EA	1	
Bungee, heavy duty, 40”		EA	2	
Cloning Cable, (“Smart Cable”) for King Radio (black, w/ spiral cord)		EA	1	
Door Hold-back, 10”, extra		EA	1	(grey plastic w/ ball on each end)
Flashlight, LED, with batteries		EA	1	
Fuse Set – Mini Fuses, One Each: 10 amp, 15 amp, 20 amp		Set	1	
HAMMER, claw	0321	EA	1	
<i>Hitch Reducer Sleeve.....See: “Reducer Sleeve, in this toolbox list”</i>				
Gauge, tire		EA	1	
Key for Generator		EA	1	(On the tool box lid)
Key for Side Door (extra)		EA	1	(On the tool box lid)
Light Bulb, rough service, 100 watt		EA	4	
Light Bulb, 8w, 12 volt,(921) or LED, WLED-CWHP12-DAC: Cool White		EA	2	(for small dome light in back)
Lighter, flammable fluid, portable		EA	1	(On the tool box lid)
Lock (Coupler Lock)with key - for trailer tongue		EA	1	
Pin, hitch, (extra) - 5/8” extra long, with clip (cotter pin)		EA	1	
Pin, 1/4” trailer tongue pin, (extra) ‘D’ shaped		EA	1	
Pliers		EA	1	
Pliers, needle-nose		EA	1	
Ratcheting Socket Wrench, 3/8” drive		EA	1	
Ratcheting Socket Wrench, 1/2” drive (use with 7/8” socket)		EA	1	(for adjusting hitch up or down)
Reducer Sleeve for large hitch receiver		EA	1	In tool box or on trailer hitch
Scissors, (AKA: SHEARS, office, 7” to 9”)	0787	EA	2	
Screwdriver, ratcheting with multiple tips		EA	1	
Socket, 7/8”, 12 Point, 1/2”drive (for adjusting hitch up or down)		EA	1	(stays with ratchet)
Socket, deep well, 6 point, 13/16”, 1/2” drive (for tire lugs)		EA	1	(on breaker bar)
Spike, (for securing awning legs)		EA	4	
STAKE, tent, metal, (for awning legs)	0825	EA	4	

TAPE, Duct	0071	RO	1	
Tape Measure 16' = NFES 0424, 25' = NFES 1014, 100' = NFES 0898	See Left	EA	1	
Torx (star) Bit Socket, size T-25, 3/8" drive (for trailer wall screws)		EA	1	(On the tool box lid)
Torx (star) Bit Socket, size T-45, 1/2" drive (for taking battery off tongue)		EA	1	(On the tool box lid)
Vice-Grips		EA	1	
Wedge, Vehicle Entry (To open vehicle with keys locked inside)		EA	3	
Wire Cutters		EA	1	
Wrench, adjustable, 10" (2 of these are also in Coffee Kit-NFES 0480)		EA	1	
Wrench, adjustable, 12" (may be helpful with Coffee Kit-NFES 0480)		EA	2	
Wrench, open end/box, 7/16", for battery removal		EA	2	
Wrench, open end/box, 1/2"		EA	2	
Wrench, open end/box, 9/16", for generator mount		EA	1	