

## Appendix C: Logistics Toolbox

### Type 3 Incident Start Up Supply Pre-Order

NFES #	Quantity	Description		
		Delegation of Authority		
		WFDDS		
		Quad Maps of fire area		
		Ice		
		Porta Potties		
		Assorted Fruit		
		Hot Dinners, Cold Breakfast, Lunches		
		Fuel		
		Forms (see forms kit list)		
		Plans Trailers (both Forest & BLM)		
		Cache Trailer (see inventory list)		
		Pump Trailer (see inventory list)		
		Communication Trailer (State Forestry (Homeland Security) or County Emergency Management or “RED” trailer)		




## Appendix C: Logistics Toolbox

CACHE TRAILER #1 updated 8-18-18

### **Type III Incident CacheTrailer Inventory** -Based on 100 Person Sized Incident

(ALL CAPITALIZED item indicates NWCG catalog description)





(*Italics = to help you find alternate name on the list*)

SUPPLIES – Cache Trailer #1						
				Location		
Description	NFES	Unit	Qty.	Location Description	Tier	Row
Adaptor, RV type electrical, 30 amp F-1 amp M—for trailer power		EA	1	Attached to Power Cord	E	4
Awning Instructions (a 2 <sup>nd</sup> set is in the toolbox)		EA	1	Mounted on small door	E	2
Backboard, medical, (w/ spider straps, cervical collar, & head block)		EA	1	Fr R corner by small door	E	4
BAG, garbage, 30 GL, (Std Pk: 125/BX)	0021	BX	2	Fr R under table in Right Action Packer	E	4
BAG, sleeping, cold weather, with 100" zipper (usually green)	0022	EA	5	Fr middle in garbage cans, in plastic	Front Aisle	
BASIN, wash (plastic)	0027	EA	12	Front Right bottom shelf	G	3
BATTERY, size AA, 24 batteries/PG (3 flats)	0030	PG	24	Fr floor near table in milk crate	E	4
BATTERY, size AAA (in small 16L tub, inside milk crate)		EA	80	Fr floor near table in milk crate	E	4
BATTERY, size D, 12/PG 6PG/BX	0033	PG	4 (48 EA)	Fr floor near table in milk crate	E	4
Bear Box, aluminum, type: breakdown, #1 (4' x 2' x 2')		EA	1	Middle aisle in front of Blue Whale	Middle Aisle	
Bear Spray in Safety Canister (Stored Upright)		EA	7	Back Left top shelf in bin	B	1
BELT WEATHER KIT	1050	KT	2	Back Left middle shelf in tub	B	2
BERM, spill containment, portable pump	0693	EA	1	Middle R– bungeed to shelf upright	GH	4
BLEACH		GL	2	Fr R under table In Rt. Action Packer	E	4
Bladder Bag (PUMP, backpack, outfit, 5 ½" x 15 ½" x 19")	1149	EA	2	B L middle shelf. on top of tub	B	2
Blivet, (BAG, slingable, water, supression, 55 GL) (w/ swivel)	0437	EA	3	Front left under shelf on floor	C	4
<b>BLS Kit  (Basic Life Support Kit), in nylon Bag</b>		KT	1	Fr under table on top of action packers	E	3
<i>Blue Whale... (46.5" w x 42.5" w x 40.5" t)... See: "Chest, ice"</i>						
Board, Dry Erase, 17" x 23" (w/ magnets, 4 D. E. markers, & 4 magnetic clips)		EA	1	Front right on small door	F	1
BOARD, HELIBASE DISPLAY (Large plastic charts Part 1 & Part 2)	0410	SE	1	Fr R corner by small door, in tube	E	4
Box, dry, aluminum – 36"x 16" x 16" (empty)		EA	1	Back Right middle shelf	H	2
<i>Bracket, sign ( for aluminum speed limit signs)... See: Sign Mounting Bracket</i>						
Broom		EA	1	Front Right attached to wall	E	1,2,3
Bucket, plastic, 5GL		EA	2	B L floor– (extinguisher etc. inside)	A	4
				Fr Mid floor – (extinguisher inside)	Front Aisle	
<i>Bug Spray..... See: "Repellent"</i>						
<i>C-Collar, adjustable..... See: "Backboard"</i>						
<i>Cooler – rectangular – 48 QT..... See: "Jug"</i>						
<i>Cooler, water (cylindrical, orange, insulated "Gott" brand)... See: "JUG"</i>						
CANTEEN , 1QT (.9L), plastic, disposable, w/o cover. (Std. Pk: 100/BX)	0037	EA	46	B left middle shelf, in 64 L tub	B	2
CATALOG, NWCG Nat Fire Equip System Catalog Part 1: Fire Supplies & Equipment	0362	EA	1	Front table in tote with handle	E	2
Catalog - Cheat Sheet for NFES Numbers (2 pages)		EA	1	NWCG Catalog- in front cover	E	2
CHAIR, folding, metal	2047	EA	2	Front left behind coffee kits	D	4
Chapstick w/ SPF		EA	18	Front on table in 19 L tub	E	2
CHEST, ice 48 QT	0557	EA	4	Front left top shelf	C	1
Chest, ice, blue, large (AKA: Blue Whale) (holds app. 700 LB or 85 –8 LB bags)		EA	1	Back Middle aisle near ramp	Back Aisle	
Chinstrap for hardhat,(STRAP, chin, safety helmet, Bullard ES-42)	0495	EA	10	Back Left middle shelf. In tub	B	2
Chock, tire, urethane, orange (w/ bracket for storage on outside, front)		EA	2	Mounted on front when not in use	Front Outside	
Chock, tire, plastic, green - extra		EA	2	Front on floor near small door	E	4
Clamshell, (HOLDER, radio, battery)	1034	EA	4	Fr floor in 1.6 L tub in milk crate	Front Aisle	
CLIPBOARD, 9 ½" x 12 ½" (extra, in addition to 2 in office supply kit)	0771	EA	4	Fr table in small Tote w/handle	E	2
Clock, alarm, cube, LCD, soft		EA	1	Front table in tote with handle	E	2


## Appendix C: Logistics Toolbox

Cloning Cable, (“Smart Cable”) for King Radio.....see “Tool Box”				In Yellow Tool Box	<b>F</b>	<b>4</b>
COFFEE (1 LB cans) (xtra, in addition to the 8 that come w/ each coffee kit)	0496	LB	6	Front Right bottom shelf in tub	<b>G</b>	<b>3</b>
COFFEE HEATING KIT (each w/ Propane & 8 EA-1 LB cans of Coffee)	0480	KT	2	Fr L between shelf/table stacked	<b>D</b>	<b>2, 4</b>
Coffee Urn, electric, with pour spout, 12-30 cup capacity		EA	2	Fr Left top shelf. In cardboard box	<b>C</b>	<b>1</b>
Combi, (TOOL, combination shovel and grub hoe)	1180	EA	5	Back left under shelf on floor	<b>B</b>	<b>4</b>
<i>CONTAINER, 5 GL, plastic, collapsible, w/ overpack.....See: “Cubie”</i>						
<i>CONTAINER, combination hot food / drink.....See: “Hot Food / Drink.”</i>						
CORD, extension, (heavy duty) – 100’, AWG, 12/3 wire	1172	EA	2	B right mid shelf. In tub	<b>H</b>	<b>2</b>
Cord, extension, (heavy duty) – 25’, AWG, 12/3 wire		EA	2	B right mid shelf. In tub	<b>H</b>	<b>2</b>
COT, folding, 3 ½’ x 6 ½’	0053	EA	2	B Right mid shelf. On dry box	<b>H</b>	<b>2</b>
<i>Cooler.....See: “CHEST, ice”</i>						
<i>Cooler, Gott, orange, cylindrical.....See: “JUG”</i>						
COUNTER – Hand-Held (Clicker)	0468	EA	1			
CRASH RESCUE KIT	1040	KT	2	Front left under shelf on floor	<b>C</b>	<b>4</b>
Crate, milk, 12” square (inside diameter) – for holding propane tanks		EA	6		<b>See Propane</b>	
CREW TIME REPORT (SF-261)	0891	BK	4	Fr on table in small tub	<b>E</b>	<b>2</b>
Cubie, (CONTAINER, 5 GL) un-filled until time of departure	0048	EA	20	Mid aisle floor Lt & Rt over wheels	<b>Middle Aisle</b>	
D.E.F. (Diesel Exhaust Fluid), (usually in 2.5 gallon jugs)		GL	5	Back Middle aisle on floor in tub	<b>Middle Aisle</b>	
Detergent, dish, bottled		BT	2	Fr under table in Rt Action Packer	<b>E</b>	<b>4</b>
DINING <b>PACKET</b> , (Std Pk: 200/BX) (plastic knife, fork, spoon)	0935	EA	200	B Lt top shelf – in 64 L tub w/ paper .towels	<b>B</b>	<b>1</b>
<i>Dinnerware kit (outdated name)..... See “MESS GEAR”</i>						
Dish Scrubbing Pad		EA	2	Fr under table in Rt Action Packer	<b>E</b>	<b>4</b>
<i>Dish soap.....See: “Detergent”</i>						
Dowel, 2.5’ – for holding paper towel roll over garbage can		EA	2	Fr Right on wall just inside small door	<b>F</b>	<b>1</b>
Drill, cordless – in case		EA	1	Front under table	<b>E</b>	<b>3</b>
<i>DRIVER, fence post.....See: “Post Pounder”</i>						
Dry box, aluminum – 36” x 16” x 16” w/ handles and sealed lid (empty)		EA	1	Back Right Middle shelf	<b>H</b>	<b>2</b>
<i>Dry Erase Marker.....See: “Marker, dry erase”</i>						
Dust pan		EA	1	Front hanging on wall, on hook	<b>E</b>	<b>1</b>
EARPLUG	1027	PR	24	Lt back mid shelf. In 84 L tub	<b>B</b>	<b>2</b>
EASEL,display, (metal) 27”x 36”with folding legs	3161	EA	2	Fr Left against wall behind coffee kits	<b>D</b>	<b>4</b>
EMERGENCY EQUIPMENT FUEL/OIL ISSUE, OF-304	0420	PD	10	Fr on table in tub	<b>E</b>	<b>2</b>
EMERGENCY EQUIPMENT RENTAL-USE ENVELOPE, OF-305	0422	EA	10	Fr on table in tub	<b>E</b>	<b>2</b>
EMERGENCY EQUIPMENT SHIFT TICKET, OF-297	0872	PD	10	Fr on table in tub	<b>E</b>	<b>2</b>
EMERGENCY FIREFIGHTER TIME REPORT, OF-288 PG (of 100)	0866	PG	1	Fr on table in tub	<b>E</b>	<b>2</b>
<i>Extension cord.....See: “Cord, extension”</i>						
Extinguisher, fire, 10 lb (stays w/ trailer, mounted near small door)		EA	1	Front Right in bracket by door	<b>E</b>	<b>4</b>
EXTINGUISHER, fire, 20A:120BC, 20 LBS - B left & Fr mid in 5 GL bucket	1067	EA	2	Back Left in plastic 5 GL bucket	<b>A</b>	<b>4</b>
Fan, electric		EA	1	Front aisle in plastic 5 GL bucket	<b>Front Aisle</b>	
				Back aisle in Bear Box	<b>Back Aisle</b>	
FILE, mil, 12”, bastard (they come in boxes of 12)	1059	EA	24	B L middle in bin with light sticks	<b>B</b>	<b>2</b>
<i>Fireline Handbook Replacement ..See:“W.L. Fire Inc.Mgt Field Guide”</i>						
<i>Fuel Containment Berm.....See: “BERM”</i>						
FIRST AID KIT, 100 Person	1760	KT	1	Fr R under shelf on floor. In box	<b>G</b>	<b>4</b>
FIRST AID KIT, 24 person, white box – (also on Trailer Parts List-below)	1604	KT	1	Fr R Mounted on wall near door	<b>E</b>	<b>1</b>
FIRST AID KIT, 10-25 Person, Belt Type, red	1143	KT	1	Front on Action Packer under Table	<b>E</b>	<b>3</b>
FLAGGING, perimeter (circus), 100’	0534	RO	2	Fr R bottom shelf. On Heli kit	<b>G</b>	<b>3</b>
Flagging, (RIBBON, pink “Escape Route”)	0566	RO	2	Back left middle shelf, in bin	<b>B</b>	<b>2</b>
Flagging, (RIBBON, orange, <b>Killer Tree</b> )	6066	RO	2	Back left middle shelf, in bin	<b>B</b>	<b>2</b>
Flagging, (RIBBON, orange, “Spot Fire”)	6067	RO	2	Back left middle shelf, in bin	<b>B</b>	<b>2</b>
Flagging, (RIBBON, dark pink)	2401	RO	12	Back left middle shelf, in bin	<b>B</b>	<b>2</b>
Flagging, (RIBBON, orange fluorescent)	2398	RO	12	Back left middle shelf, in bin	<b>B</b>	<b>2</b>

## Appendix C: Logistics Toolbox

Flagging, (RIBBON, red & white, striped)		RO	2	Back left middle shelf, in bin	<b>B</b>	<b>2</b>
Flashlight, general service, 2 cell	0069	EA	1	In Yellow Tool Box	<b>F</b>	<b>4</b>
Flatware .....See: "DINING PACKET"						
Flip Chart.....See: "EASEL"						
FLY, tent, 16' x 24', (yellow)	0070	EA	4	Back right top shelf	<b>H</b>	<b>1</b>
FLY, sunscreen, 20' x 20', (black, net-like)	6131	EA	1	B right top shelf at end of shelf	<b>H</b>	<b>1</b>
Flypaper – (boxes of 4)		BX	4	Fr on table in tub	<b>E</b>	<b>2</b>
FOOD, MEALS READ TO EAT, MRE's.....See: "M.r.e."						
Fuel for generator, Unleaded Gasoline, in Mark III jerry-can (TANK)	0218	GL	5	In the truck that pulls the trailer	<b>In Truck</b>	
FUNNEL, 1 QT, w/ strainer	0564	EA	1	Mid R hanging between shelves	<b>G</b>	<b>2</b>
Garbage bag.....See: "BAG, garbage"						
Garbage Can, (CAN, metal, 32 GL) (with lids)	1343	EA	2	Front middle aisle	<b>Front Aisle</b>	
Garbage Can, (CAN, garbage, plastic, 32 GL) (with lids)		EA	2	Front middle aisle	<b>Front Aisle</b>	
Garbage can, plastic, small.....See: "Waste Basket"						
Gas for generator.....See: "Fuel for generator"						
Gatorade		CS	4	Front R on floor under shelf.	<b>G</b>	<b>4</b>
Gauge, line pressure. (For pressure testing engines) 1.5"x 1.5", 2.5"x 2.5"		EA	2			
GENERAL MESSAGE FORM, ICS213	1336	PG	10	Fr on Table in tub	<b>E</b>	<b>2</b>
GLOVE, leather, small	1294	PR	10	B Lt mid shelf in tub	<b>B</b>	<b>2</b>
GLOVE, leather, medium	1295	PR	10	B Lt mid shelf in tub	<b>B</b>	<b>2</b>
GLOVE, leather, large	1296	PR	10	B Lt mid shelf in tub	<b>B</b>	<b>2</b>
GLOVE, leather, X-large	1297	PR	10	B Lt mid shelf in tub	<b>B</b>	<b>2</b>
Gloves, vinyl serving, (100/BX)		BX	1	Front left top shelf in cooler	<b>C</b>	<b>1</b>
GOGGLE, UVEX, clear	0318	PR	10	B Lt mid shelf in tub	<b>B</b>	<b>2</b>
Gott Cooler, orange, cylindrical.....See: "JUG"						
HAMMER, blacksmith 3-5 lb. (short handle) 	1858	EA	1	B right on floor, in bin with stakes	<b>H</b>	<b>4</b>
HAMMER, sledge 6-8 lb. (Long handle) 	1858	EA	1	B right on floor	<b>H</b>	<b>4</b>
Hand Sanitizer		BT	6	Front on Table in 9L Tub	<b>E</b>	<b>2</b>
Hardhat, (HELMET, safety, with ratchet suspension)	0117	EA	2	B Lt middle shelf. In tub	<b>B</b>	<b>2</b>
Headblock (attached to Backboard along w/ spider straps, cervical collar)		EA	1	Fr R corner by small door-on backboard	<b>E</b>	<b>4</b>
HEADLAMP	0713	EA	4	B Lt middle shelf. In tub	<b>B</b>	<b>2</b>
HEATER, propane, 20 LB tank mounted, (propane separate)	6139	EA	2	Back left middle shelf in bin	<b>B</b>	<b>2</b>
HELICOPTER SUPPORT KIT (Box1: 3520, Box 2: 3521, Box 3: 3522)	0520	KT	1	Fr-Lt bottom & Right bottom shelf	<b>C</b>	<b>3</b>
					<b>G</b>	<b>3</b>
HOLDER, radio, battery, NFES 1034.....See: "Clamshell"						
Hose, potable (drinking) water, white – 25'		EA	1	B R middle shelf in Action Packer	<b>H</b>	<b>2</b>
Hot food/drink container (CONTAINER, combination hot food / drink)	0073	EA	10	Front right middle shelf	<b>G</b>	<b>2</b>
Hot Chocolate packets		BX	4	Front right bottom shelf in tub	<b>G</b>	<b>3</b>
Ibuprofen		BT	1	Fr on table in small tub	<b>E</b>	<b>2</b>
Incident Safety Analysis (LCES)-ICS-215A-WS-63"x38" w/ dry erase markers	2227	EA	1	Fr R corner by door in cardboard tube	<b>E</b>	<b>4</b>
Interagency Incident Business Management Handbook (Yellow Book)	2160	EA	1	Fr on table in tub	<b>E</b>	<b>2</b>
Interagency Standards for Fire & Fire Aviation Operations (Red Book)	2724	EA	1	Fr on table in tub	<b>E</b>	<b>2</b>
IRPG (Incident Response Pocket Guide)	1077	EA	2	Fr on table in tub	<b>E</b>	<b>2</b>
JUG, insulated, 5 GL, w/ spigot (orange, cylindrical) 	0943	EA	2	Front left middle shelf	<b>G</b>	<b>3</b>
Juice, cans or boxes, 6 oz., assorted		CN	40	Front right on floor	<b>G</b>	<b>4</b>
Key for Side Door (see toolbox lid for extra key)		EA	1	Front right door handle inside	<b>F</b>	<b>1</b>
LANTERN, camp, electric, fluorescent (green)	2501	EA	2	Back left middle – in bin	<b>B</b>	<b>2</b>
LATH, wood, 4' x 1 1/2" x 3/8" (what many people would call "stakes")		EA	10	Front right under table on floor behind Action Packers	<b>E</b>	<b>4</b>
LEAD LINE, 12', 3000 lb capacity (for helicopter)	0528	EA	2	Front left on floor under shelf	<b>C</b>	<b>4</b>
LID REMOVER, pail 	0673	EA	2	Front hanging on wall hook	<b>E</b>	<b>1</b>
LIGHTING KIT, MULTI-LIGHT CORD (3 x-cord, 5 socket cord, , 30 bulb, tools)	6051	KT	1	B right bottom shelf in big box	<b>H</b>	<b>3</b>
LIGHTSTICK, chemical green , 12 hours (10/PG, 10 PG/BX)	3009	BX	1	Back Left Middle in bin w/ files	<b>B</b>	<b>2</b>
List, <b>THIS LIST</b> , needs to be in the trailer when it goes out		EA	1	Fr R Sm Door clipped to dry erase board	<b>F</b>	<b>1</b>

## Appendix C: Logistics Toolbox

LITTER, S.K.E.D. (in cylindrical orange bag) 	1670	EA	1	Fr right corner by small door	<b>E</b>	<b>4</b>
Magnet, w/ hook (strong-for hanging maps on outside of trailer)		EA	4	Fr on table in long flat tub	<b>E</b>	<b>2</b>
Maps of the Bridger-Teton, all 6 districts (3 maps total)		EA	3	Fr on table in tub	<b>E</b>	<b>2</b>
Marker, dry erase (with Velcro and magnets for attaching)		EA	4	Fr R small door on dry erase board	<b>F</b>	<b>1</b>
Mat, door		EA	1	Front right – inside small door	<b>F</b>	<b>4</b>
MESS GEAR, disposable, 25 person, 1 day, contains 60 place settings	0135	KT	12	Front right top shelf	<b>G</b>	<b>1</b>
<i>Milk Crate (to hold propane bottles).....See: "Crate, milk"</i>						
M.r.e., (FOOD, MEALS READ TO EAT, MRE's) (Std pk: 12 meals/BX)	1842	BX	12	Front left middle shelf	<b>C</b>	<b>2</b>
NET, cargo, 12'x 12", 3000 lb–with swivel (black, for helicopter)	0531	EA	2	Front left under shelf on floor	<b>C</b>	<b>3</b>
Net, cargo, lightweight, 10' x 10', 300 lb – w/ swivel (orange–AKA: "Tuna Net")	0795	EA	1	Fr Lt bottom shelf and on floor	<b>C</b>	<b>4</b>
Nomex Pant, (JEANS, 28-32"x 30")	2801	PR	1	Fr Lt under table in Action Packer	<b>E</b>	<b>4</b>
Nomex Pant, (JEANS, 28-32"x 34")	2701	PR	1	Fr Lt under table in Action Packer	<b>E</b>	<b>4</b>
Nomex Pant, (JEANS, 30-34"x 30")	2802	PR	2	Fr Lt under table in Action Packer	<b>E</b>	<b>4</b>
Nomex Pant, (JEANS, 30-34"x 34")	2702	PR	2	Fr Lt under table in Action Packer	<b>E</b>	<b>4</b>
Nomex Pant, (JEANS, 32-36"x 30")	2803	PR	2	Fr Lt under table in Action Packer	<b>E</b>	<b>4</b>
Nomex Pant, (JEANS, 32-36"x 34")	2703	PR	2	Fr Lt under table in Action Packer	<b>E</b>	<b>4</b>
Nomex Pant, (JEANS, 34-38"x 30")	2804	PR	1	Fr Lt under table in Action Packer	<b>E</b>	<b>4</b>
Nomex Pant, (JEANS, 34-38"x 34")	2704	PR	1	Fr Lt under table in Action Packer	<b>E</b>	<b>4</b>
Nomex Pant, (JEANS, 36-40"x 30")	2805	PR	1	Fr Lt under table in Action Packer	<b>E</b>	<b>4</b>
Nomex Pant, (JEANS, 36-40"x 34")	2705	PR	1	Fr Lt under table in Action Packer	<b>E</b>	<b>4</b>
Nomex Pant, (JEANS, 38-42"x 30")	2806	PR	1	Fr Lt under table in Action Packer	<b>E</b>	<b>4</b>
Nomex Pant, (JEANS, 38-42"x 34")	2706	PR	1	Fr Lt under table in Action Packer	<b>E</b>	<b>4</b>
Nomex Pant, (JEANS, 40-44"x 34")	2707	PR	1	Fr Lt under table in Action Packer	<b>E</b>	<b>4</b>
Nomex Shirt, (SHIRT, fire, small)	0577	EA	2	Fr Lt under table in Action Packer	<b>E</b>	<b>4</b>
Nomex Shirt, (SHIRT, fire, medium)	0578	EA	2	Fr Lt under table in Action Packer	<b>E</b>	<b>4</b>
Nomex Shirt, (SHIRT, fire, large)	0579	EA	2	Fr Lt under table in Action Packer	<b>E</b>	<b>4</b>
Nomex Shirt, (SHIRT, fire, X-large)	0580	EA	2	Fr Lt under table in Action Packer	<b>E</b>	<b>4</b>
Nomex Shirt, (SHIRT, fire, XX-large)	0570	EA	2	Fr Lt under table in Action Packer	<b>E</b>	<b>4</b>
OFFICE SUPPLIES, INCIDENT BASE	0760	KT	1	Front Left middle shelf in box	<b>C</b>	<b>2</b>
OIL, 2 cycle (6 quarts or equivalent)	0341	QT	6	Back Right on floor	<b>H</b>	<b>4</b>
OIL, bar & chain	1869	QT	12	Back Right on floor	<b>H</b>	<b>4</b>
Operational Planning Worksheet-ICS-215-WS-60"x 38" with dry erase markers	1374	EA	1	Fr R corner by door in cardboard tube	<b>E</b>	<b>4</b>
Orientation Guide for Visiting Resources (current year)		EA	1	Fr on table in small tub	<b>E</b>	<b>2</b>
P-Cord, (CORD, nylon shroud)	0533	SL	2	Fr & Back right hanging on shelf	<b>G</b>	<b>1</b>
PACK, field, yellow, firefighter, complete	1372	EA	1	B left middle in tub	<b>H</b>	<b>1</b>
<i>Pad, scrubbing, dish.....See: "Dish Scrubbing Pad"</i>					<b>B</b>	<b>2</b>
PEN, ballpoint	0447	EA	12	Office Supply Kit	<b>C</b>	<b>2</b>
PENCIL, wooden #2	1002	EA	12	Front Table and Wall	<b>E</b>	<b>1</b>
Phone Book – Local Areas		EA	1-3	Front on Table in tub	<b>E</b>	<b>2</b>
<i>Plasticware.....See: "DINING PACKET"</i>				Front on Table in tub	<b>E</b>	<b>2</b>
Plywood, 4'x 8'		EA	1	Mid left upright against shelves	<b>Mid left Aisle</b>	
POLE, ridge, 16' (6 separate pieces – aluminum) (for tent or fly)	0089	EA	3	Back Lt mid shelf & Rt back on floor		
POLE, upright, adjustable (green) (for tent or fly)	0083	EA	18	Back right on floor	<b>H</b>	<b>4</b>
POST, fence, lightweight ("T-post")	0609	EA	4	B Lt bungeed to end of shelving	<b>A</b>	<b>1</b>
Post Pounder (DRIVER, fence post)	0587	EA	1	B left upright bungeed to shelf	<b>A</b>	<b>1</b>
<i>Power Strip..... See: "Surge Protector"</i>						
Propane, 20# tank (5 GL) (4 for Coffee Kits, 2 for heaters) (3 in front in milk crates)	0491	EA	6	3 - Font -(3 by small door,).	<b>F</b>	<b>4</b>
"				1 Middle Aisle	<b>BCGH</b>	<b>4</b>
"				Back Aisle	<b>BH</b>	<b>4</b>
PULASKI, 10/BX	0146	EA	10	B Lt bottom shelf on top of Shovels	<b>B</b>	<b>3</b>
<i>PUMP, backpack, outfit, 5 1/2" x 15 1/2" x 19".....See: Bladder Bag</i>						
<i>Red Book...See "Interagency Standards for Fire &amp; Fire Aviation Ops"</i>						



## Appendix C: Logistics Toolbox

Repellant, insect (spray)		CN	4	Fr on table in med. tub	E	2
ROPE, guy, 25' x 1/4", manila w/ tension dowels	1043	EA	10	B right middle shelf in 2 boxes	H	2
Scrubbing pad, dish.....See: "Dish Scrubbing Pad"						
S.K.E.D.(Litter).....See: "Litter, S.K.E.D"						
Soap, dish.....See: "Detergent"						
SURGE PROTECTOR, power strip	0972	EA	3	Fr on Table in tub	E	2
Screening w/ Velcro for small trailer door (rolls up above door)		EA	1	F Rt – Installed above small door	F	1
Serving Utensils (Spoon, Slotted Spoon, Fork, Ladle, Tongs)		SE	1	Front left top shelf in cooler	C	1
SHELTER, fire, (regular size) M2002, w/ case & liner	0925	EA	1	B Lt mid shelf in tub	B	2
SHELTER, fire, LARGE, M2002,w/case & liner	0975	EA	1	B Lt mid shelf in tub	B	2
Shift Ticket.....See:"EMERGENCY EQUIPMENT SHIFT TICKET"						
SHEETING, plastic, clear)	0143	RO	1	B Lt upright bungeed to shelf	A	1
Shim, 2"x 4", wood, labeled-w/ hole and hanger – for trailer ramp		EA	1	Front hanging on wall hook	E	1
SHOVEL	0171	EA	10	B Lt bot. shelf under Pulaskis	B	3
Shower Invoice (Interagency Mobile Shower Facilities Daily Shower Order/Invoice, 1276-C)	2054	PD	1	Front on table tub	E	2
Shower Invoice continuation (Inter. Mobile Shwr Fac. Daily Shwr Order/Invoice continuation,1276-D)	2055	PD	1	Front on table in tub	E	2
Shower Performance Evaluation (Inter. Mobile Shower Facilities Performance Evaluation, 1276-F)	2056	PD	1	Front on table in tub	E	2
Sign, roadside, "Fire Activity Ahead" (fold –n-roll, fluorescent pink)		EA	2	B Lt upright, bungeed to end of shelf	A	1
Sign, "SLOW", aluminum, yellow, reflective 24"x 24		EA	2	Fr Rt upright at shelf end by small door	F	4
Sign, "SPEED LIMIT 5", aluminum, white, reflective, 24" x 30"		EA	2	Fr Rt upright at shelf end by small door	F	4
Sign, "SPEED LIMIT 10",aluminum, white, reflective, 24" x 30"		EA	2	Fr Rt upright at shelf end by small door	F	4
Sign, "SPEED LIMIT 15",aluminum, white, reflective, 24" x 30"		EA	2	Fr Rt upright at shelf end by small door	F	4
Sign Mounting Bracket (metal pipe w/ washer & bolt – 2 per aluminum sign)		EA	16	Front on floor in 3L Tub, by small door	E	4
SIGN KIT, INCIDENT BASE	1030	KT	1	Fr under Table in Middle Action Packer	E	4
Soap, liquid hand		EA	5	Fr under Table in Rt Action Packer	E	4
SPOUT, gas, flexible, 16", steel	0210	EA	1	Front hanging on wall hook	E	1
Squeegee		EA	2			
STAKE, tent, metal	0825	EA	20	Back Right in bin on floor	H	4
STANDARDS for Fire &Fire Aviat Ops (Red Bk.)....See:"Interagency Standards...."						
STAPLER, plier type (AKA: Hammer Tacker)	0985	EA	2	Fr on table in medium tub	E	2
STAPLER, heavy duty (for structure wrap) T50	2490	EA	1	Fr on table in tub	E	2
STAPLES, 1/2" heavy duty, T50, for NFES 2490 stapler	2491	BX	6	Fr on table in tub	E	2
Staples for Hammer tacker – Size: <b>T50</b>		BX	6	Fr on table in medium tub	E	2
Step, RV type platform, black, folding legs		EA	1	Fr on floor – just inside small door	F	4
Stool, step, plastic, folding		EA	1	Front Right Corner	E	4
Straps, spider (colorful Velcro straps for backboard)		Set	1	Fr Rt corner – attached to backboard	E	4
Sunscreen, High SPF		EA	6	Fr on table in small tub	E	2
SWIVEL, cargo, 3000 lb – (1 on each cargo net and blivet + 1 single)	0526	EA	7	Fr Lt mid shelf / floor-on nets /& blivets	C	3,4
TABLE, folding, metal, 6' (Set Up)	2698	EA	1	Fr – set up-very front of trailer	E	2,3,4
TABLE, folding, metal, 6' (Folded)	2698	EA	1	Middle right against shelves	G H	4
TAG, fuel, 2-stroke mix, yellow (plastic, re-useable)	0805	EA	8	Fr Rt on wall hook under 1 <sup>st</sup> aid kit	E	1
TAG, fuel, diesel, green (plastic, re-useable)	0802	EA	6	Fr Rt on wall hook under 1 <sup>st</sup> aid kit	E	1
TAG, fuel, drip torch fuel, blue (plastic, re-useable)	0803	EA	6	Fr Rt on wall hook under 1 <sup>st</sup> aid kit	E	1
TAG, fuel, unleaded gasoline, red (plastic, re-useable)	0801	EA	6	Fr Rt on wall hook under 1 <sup>st</sup> aid kit	E	1
TAG, (shipping), blank, white (linen)	0216	20	EA	Fr Rt on wall hook under 1 <sup>st</sup> aid kit	E	1
TANK, gasoline, 5 GL, pump adapted, , w/ unleaded.....See: "Fuel for generator"						
TAPE, cellulose, w/dispenser	0769	RO	1	Fr Lt middle in milk crate	E	4
TAPE, duct	0071	RO	6	Fr Lt middle in milk crate	E	4
TAPE – electrical, plastic, 3/4" x 36 YD	0639	RO	2	Fr Lt middle in milk crate	E	4
TAPE, filament (fiber tape)	0222	RO	10	Fr Lt middle in milk crate	E	4
Tarp, large (regular tarp, not tent fly)		EA	2	B Rt, middle shelf, on action packer	H	2
TENT, wall, 14' x 16' (requires 1 ridge & 6 upright poles)	0084	EA	1	B right, bottom shelf, near lighting kit	H	3

## Appendix C: Logistics Toolbox

TENT, 2 – person <i>Time Report..... See: "EMERGENCY FIREFIGHTER TIME REPORT, OF-288 "</i>	0077	EA	4	Back right, top shelf	<b>H</b>	<b>1</b>
Toilet Paper, PAPER, toilet (96/RO/BX)	0146	RO	18	B Lt top shelf - in 32 L tub	<b>B</b>	<b>1</b>
Tool Box, yellow plastic w/ 2 exterior removable compartments....(Contents List: page 7)		EA	1	Fr Rt, just inside small door on floor	<b>F</b>	<b>4</b>
TOWEL, bath, disposable, 24" x 36" (300/BX)	1038	BX	1	B Lt top--above bladder bags in tub	<b>B</b>	<b>1</b>
TOWEL, paper, two ply, roll <i>Trauma Kit, blue bag....See: "ALS Kit" (Advanced Life Support)</i>	0240	RO	12	B Lt top shelf – in 64 L tub	<b>B</b>	<b>1</b>
<i>Tube.....See: "Incident Safety Analysis (LCES)"(Big – laminated)</i>						
<i>Tube.....See: "Operational Planning Worksheet"(Big – laminated)</i>						
<i>Tuna Net....See: "Net, cargo, lightweight, 10' x 10'"</i>						
<i>Unleaded for generator.....See: "Fuel for generator"</i>						
<i>Utensils, plastic .....See: "DINING PACKET"</i>						
Vehicle/Heavy Equipment Safety Inspection Checklist, OF-296, (50 forms)	1173	BK	1	Fr on table, in tub (2-2016)	<b>E</b>	<b>2</b>
Vest, safety, high visibility, ANSI 107-2004 Class II <i>Visiting Resources Orientation Guide...See: "Orientation Gd for Visiting Resources"</i>	1242	EA	2	Fr on table in med tub	<b>E</b>	<b>2</b>
<i>Visqueen.....See: "SHEETING, plastic, clear"</i>						
<i>Wash Basin.....See: "Basin, wash"</i>						
<i>Water Jug (cylindrical, orange, insulated "Gott" brand)..... See: "JUG"</i>						
WD-40 (8 to 12 oz. can)		CN	1	Fr on table, tub	<b>E</b>	<b>2</b>
WASHCLOTH, waterless, 12" x 12" (2 BX of 200) or (1 BX of 400)	0206	EA	400	Front Right bottom shelf	<b>G</b>	<b>3</b>
Waste Basket, plastic, small				Front Right corner	<b>E</b>	<b>4</b>
Waybill (INTERAGENCY INCIDENT WAYBILL,OF-316) <i>Whale, Blue ...(46.5" w x 42.5" w x 40.5" t)...See: "Chest, ice"</i>	1472	PG	1	Fr on table in tub	<b>E</b>	<b>2</b>
Wildland Fire Incident Management Field Guide PMS 210 (replaces Fireline HB) <i>Worksheets (Big, laminated).....See: Operational Planning WS</i>	2943	EA	1	Fr on table in tub	<b>E</b>	<b>2</b>
<i>Worksheets (Big, laminated).....See: Incident Safety Analysis</i>						
Wrap, stretch, 2"-5", disposable (plastic)	0315	RO	1	Fr Lt middle in crate w/ tape	<b>E</b>	<b>4</b>
Wrap, structure protection, 54' x 300' (looks like giant aluminum foil) <i>Yellow Book.....See: "Interagency Incident Business Management Handbook"</i>	0881	RO	2	B Lt--upright at end of shelving	<b>A</b>	<b>1</b>

## YELLOW TOOLBOX INVENTORY

## Appendix C: Logistics Toolbox



Description	NFES#	Unit	Qty.	Location
Awning Instructions Sheet – laminated		EA	1	
Box Cutter (AKA: KNIFE, razor, retractable blade)	0939	EA	1	
Brake Cable for trailer tongue, (extra)		EA	1	
Breaker Bar, 24”, 1/2” drive (w/ socket below welded to it)		EA	1	
Bungee, heavy duty, 40”		EA	2	
Cloning Cable, (“Smart Cable”) for King Radio (black, w/ spiral cord)		EA	1	
Door Hold-back, 10”, extra		EA	1	(grey plastic w/ ball on each end)
FILE, mill, 10”, bastard	0060	EA	12	
FLASHLIGHT, LED, with batteries		EA	2	
Fuse Set – Mini Fuses, One Each: 10 amp, 15 amp, 20 amp		Set	1	
HAMMER, claw	0321	EA	1	
<i>Hitch Reducer Sleeve.....See: “Reducer Sleeve”</i>				
Gauge, tire		EA	1	
Key for Generator		EA	1	(On the tool box lid)
Key for Side Door (extra)		EA	1	(On the tool box lid)
Light Bulb, rough service, 100 watt		EA	4	
Light Bulb, 8w, 12 volt,(921) or LED, WLED-CWHP12-DAC: Cool White		EA	2	(for small dome light in back)
Lighter, flammable fluid, portable		EA	1	(On the tool box lid)
Lock (Coupler Lock)with key - for trailer tongue		EA	1	
Pin, hitch, (extra) - 5/8” extra long, with clip (cotter pin)		EA	1	
Pin, 1/4” trailer tongue pin, (extra) ‘D’ shaped		EA	1	
Pliers		EA	1	
Ratcheting Socket Wrench, 1/2” drive (use with 7/8” socket)		EA	1	(for adjusting hitch up or down)
Ratchet, 3/8” drive		EA	1	
Reducer Sleeve for large hitch receiver		EA	1	In tool box or on trailer hitch
Scissors, (AKA: SHEARS, office, 7” to 9”)	0787	EA	2	
Screwdriver, ratcheting with multiple tips		EA	1	
Socket, 7/8”, 12 Point, 1/2”drive (for adjusting hitch up or down)		EA	1	(stays with ratchet)
Socket, deep well, 6 point, 13/16”, 1/2” drive (for tire lugs)		EA	1	(on breaker bar)
Spike, (for securing awning legs)		EA	4	
STAKE, tent, metal, (for awning legs)	0825	EA	4	
TAPE, Duct	0071	RO	1	
Tape Measure      16’ = NFES 0424,   25’ = NFES 1014, 100’ = NFES 0898	See Left	EA	1	
Torx (star) Bit Socket, size T-25, 3/8” drive (for trailer wall screws)		EA	1	(On the tool box lid)
Torx (star) Bit Socket, size T-45, 1/2” drive (for taking battery off tongue)		EA	1	(On the tool box lid)
Wire Cutters		EA	1	
Wrench, adjustable, 10”		EA	1	
Wrench, open end/box, 7/16”, for battery removal		EA	2	
Wrench, open end/box, 9/16”, for generator mount		EA	1	

**Please secure handle into keeper before letting down ramp (if you don’t it hits the ground and gets banged up)**






## Appendix C: Logistics Toolbox

CACHE TRAILER #2 updated 8-18-18

### Type III Incident CacheTrailer Inventory -Based on 100 Person Sized Incident

(ALL CAPITALIZED item indicates NWCG catalog description)





(Italics = to help you find alternate name on the list)

SUPPLIES – Cache Trailer #2						
				Location		
Description	NFES	Unit	Qty.	Location Description	Tier	Row
Adaptor, RV type electrical, 30 amp F-1 amp M—for trailer power		EA	1	Attached to Power Cord	E	4
Awning Instructions (a 2nd set is in the toolbox)		EA	1	Mounted on small door	E	2
Backboard, medical, (w/ spider straps, cervical collar, & head block)		EA	1	Fr R corner by small door	E	4
BAG, garbage, 30 GL, (Std Pk: 125/BX)	0021	BX	2	Fr R under table in Right Action Packer	E	4
BAG, sleeping, cold weather, with 100" zipper (usually green)	0022	EA	5	Fr middle in garbage cans, in plastic	Front Aisle	
BASIN, wash (plastic)	0027	EA	12	Front Right bottom shelf	G	3
BATTERY, size AA, 24 batteries/PG (3 flats)	0030	PG	24	Fr floor near table in milk crate	E	4
BATTERY, size AAA (in small 16L tub, inside milk crate)		EA	80	Fr floor near table in milk crate	E	4
BATTERY, size D, 12/PG 6PG/BX	0033	PG	4 (48 EA)	Fr floor near table in milk crate	E	4
Bear Box, aluminum, type: breakdown, #2 (4'x 2' x 2')		EA	1	Middle aisle in front of Blue Whale	Middle Aisle	
Bear Spray in Safety Canister (Stored Upright)		EA	7	Back Left top shelf in bin	B	1
BELT WEATHER KIT	1050	KT	2	Back Left middle shelf in tub	B	2
BERM, spill containment, portable pump	0693	EA	1	Middle R- bungeed to shelf upright	GH	4
BLEACH		GL	2	Fr R under table In Rt. Action Packer	E	4
Bladder Bag (PUMP, backpack, outfit, 5 ½" x 15 ½" x 19")	1149	EA	2	B L middle shelf. on top of tub	B	2
Blivet, (BAG, slingable, water, supression, 55 GL) (w/ swivel)	0437	EA	3	Front left under shelf on floor	C	4
<b>BLS Kit</b>  (Basic Life Support Kit), in nylon Bag		KT	1	Fr under table on top of action packers	E	3
<i>Blue Whale... (46.5" w x 42.5" w x 40.5" t)... See: "Chest, ice"</i>						
Board, Dry Erase, 17" x 23" (w/ magnets, 4 D. E. markers, & 4 magnetic clips)		EA	1	Front right on small door	F	1
BOARD, HELIBASE DISPLAY (Large plastic charts Part 1 & Part 2)	0410	SE	1	Fr R corner by small door, in tube	E	4
Box, dry, aluminum – 36"x 16" x 16" (empty)		EA	1	Back Right middle shelf	H	2
<i>Bracket, sign (for aluminum speed limit signs)... See: Sign Mounting Bracket</i>						
Broom		EA	1	Front Right attached to wall	E	1,2,3
Bucket, plastic, 5GL		EA	2	B L floor- (extinguisher etc. inside)	A	4
<i>Bug Spray..... See: "Repellent"</i>				Fr Mid floor – (extinguisher inside)	Front Aisle	
<i>C-Collar, adjustable..... See: "Backboard"</i>						
<i>Cooler – rectangular – 48 QT..... See: "Jug"</i>						
<i>Cooler, water (cylindrical, orange, insulated "Gott" brand)... See: "JUG"</i>						
COUNTER – Hand-Held (Clicker)	0468	EA	1			
CANTEEN , 1QT (.9L), plastic, disposable, w/o cover. (Std. Pk: 100/BX)	0037	EA	46	B left middle shelf, in 64 L tub	B	2
CATALOG, NWCG Nat Fire Equip System Catalog Part 1: Fire Supplies & Equipment	0362	EA	1	Front table in tote with handle	E	2
Catalog - Cheat Sheet for NFES Numbers (2 pages)		EA	1	NWCG Catalog- in front cover	E	2
CHAIR, folding, metal	2047	EA	2	Front left behind coffee kits	D	4
Chapstick w/ SPF		EA	18	Front on table in 19 L tub	E	2
CHEST, ice 48 QT	0557	EA	4	Front left top shelf	C	1
Chest, ice, blue, large (AKA: Blue Whale) (holds app. 700 LB or 85 –8 LB bags)		EA	1	Back Middle aisle near ramp	Back Aisle	
Chinstrap for hardhat,(STRAP, chin, safety helmet, Bullard ES-42)	0495	EA	10	Back Left middle shelf. In tub	B	2
Chock, tire, urethane, orange (w/ bracket for storage on outside, front)			2	Mounted on front when not in use	Front Outside	
Chock, tire - extra		EA	2	Front on floor near small door	E	4
Clamshell, (HOLDER, radio, battery)	1034	EA	4	Fr floor in 1.6 L tub in milk crate	Front Aisle	
CLIPBOARD, 9 ½" x 12 ½" (extra, in addition to 2 in office supply kit)	0771	EA	4	Fr table in small Tote w/handle	E	2


## Appendix C: Logistics Toolbox

Clock, alarm, cube, LCD, soft		EA	1	Front table in tote with handle	E	2
Cloning Cable, (“Smart Cable”) for King Radio.....see “Tool Box”				In Yellow Tool Box	F	4
COFFEE (1 LB cans) (xtra, in addition to the 8 that come w/ each coffee kit)	0496	LB	6	Front Right bottom shelf in tub	G	3
COFFEE HEATING KIT (each w/ Propane & 8 EA-1 LB cans of Coffee)	0480	KT	2	Fr L between shelf/table stacked	D	2, 4
Coffee Urn, electric, with pour spout, 12-30 cup capacity		EA	2	Fr Left top shelf. In cardboard box	C	1
Combi, (TOOL, combination shovel and grub hoe)	1180	EA	5	Back left under shelf on floor	B	4
<i>CONTAINER, 5 GL, plastic, collapsible, w/ overpack.....See: “Cubie”</i>						
<i>CONTAINER, combination hot food / drink.....See: “Hot Food / Drink.”</i>						
CORD, extension, (heavy duty) – 100’, AWG, 12/3 wire	1172	EA	2	B right mid shelf. In Action Packer	H	2
Cord, extension, (heavy duty) – 25’, AWG, 12/3 wire		EA	2	B right mid shelf. In Action Packer	H	2
COT, folding, 3 ½’ x 6 ½’	0053	EA	2	B Right mid shelf. On dry box	H	2
<i>Cooler.....See: “CHEST, ice”</i>						
<i>Cooler, Gott, orange, cylindrical.....See: “JUG”</i>						
CRASH RESCUE KIT	1040	KT	2	Front left under shelf on floor	C	4
Crate, milk, 12” square (inside diameter) – for holding propane tanks		EA	6		See Propane	
CREW TIME REPORT (SF-261)	0891	BK	4	Fr on table in tub	E	2
Cubie, (CONTAINER, 5 GL) un-filled until time of departure	0048	EA	20	Mid aisle floor Lt & Rt over wheels	Middle Aisle	
D.E.F. (Diesel Exhaust Fluid), (usually in 2.5 gallon jugs)		GL	5	Back Middle aisle on floor in tub	Middle Aisle	
Detergent, dish, bottled		BT	2	Fr under table in tub	E	4
DINING <b>PACKET</b> , (Std Pk: 200/BX) (plastic knife, fork, spoon)	0935	EA	200	B Lt top shelf – in 64 L tub w/ paper.towels	B	1
<i>Dinnerware kit (outdated name)..... See “MESS GEAR”</i>						
Dish Scrubbing Pad		EA	2	Fr under table in tub	E	4
<i>Dish soap.....See: “Detergent”</i>						
Dowel, 2.5’ – for holding paper towel roll over garbage can		EA	2	Fr Right on wall just inside small door	F	1
Drill, cordless – in case		EA	1	Front under table	E	3
<i>DRIVER, fence post.....See: “Post Pounder”</i>						
Dry box, aluminum – 36” x 16” x 16” w/ handles and sealed lid (empty)		EA	1	Back Right Middle shelf	H	2
<i>Dry Erase Marker.....See: “Marker, dry erase”</i>						
Dust pan		EA	1	Front on wall hanging, on hook	E	1
EARPLUG	1027	PR	24	Lt back mid shelf. In 84 L tub	B	2
EASEL, display, (metal) 27”x 36”with folding legs	3161	EA	2	Fr Left against wall behind coffee kits	D	4
EMERGENCY EQUIPMENT FUEL/OIL ISSUE, OF-304	0420	PD	10	Fr on table in tub	E	2
EMERGENCY EQUIPMENT RENTAL-USE ENVELOPE, OF-305	0422	EA	10	Fr on table in tub	E	2
EMERGENCY EQUIPMENT SHIFT TICKET, OF-297	0872	PD	10	Fr on table in tub	E	2
EMERGENCY FIREFIGHTER TIME REPORT, OF-288 PG (of 100)	0866	PG	1	Fr on table in tub	E	2
<i>Extension cord.....See: “Cord, extension”</i>						
Extinguisher, fire, 10 lb (stays w/ trailer, mounted near small door)		EA	1	Front Right in bracket by door	E	4
EXTINGUISHER, fire, 20A:120BC, 20 LBS - B left & Fr mid in 5 GL bucket	1067	EA	2	Back Left in plastic 5 GL bucket	A	4
Fan, electric		EA	1	Front aisle in plastic 5 GL bucket	Front Aisle	
FILE, mil, 12”, bastard (they come in boxes of 12)	1059	EA	24	Back aisle in Bear Box	Back Aisle	
<i>Fireline Handbook Replacement ..See: “W.L. Fire Inc.Mgt Field Guide”</i>						
<i>Fuel Containment Berm.....See: “BERM”</i>						
FIRST AID KIT, 100 Person	1760	KT	1	Fr R under shelf on floor. In box	G	4
FIRST AID KIT, 24 person, white box – (also on Trailer Parts List-below)	1604	KT	1	Fr R Mounted on wall near door	E	1
FIRST AID KIT, 10-25 Person, Belt Type, red	1143	KT	1	Front on Action Packer under Table	E	3
FLAGGING, perimeter (circus), 100’	0534	RO	2	Fr R bottom shelf. On Heli kit	G	3
Flagging, (RIBBON, pink “Escape Route”)	0566	RO	2	Back left middle shelf, in bin	B	2
Flagging, (RIBBON, orange, Killer Tree)	6066	RO	2	Back left middle shelf, in bin	B	2
Flagging, (RIBBON, orange, “Spot Fire”)	6067	RO	2	Back left middle shelf, in bin	B	2
Flagging, (RIBBON, dark pink)	2401	RO	12	Back left middle shelf, in bin	B	2
Flagging, (RIBBON, orange fluorescent)	2398	RO	12	Back left middle shelf, in bin	B	2

## Appendix C: Logistics Toolbox

Flagging, (RIBBON, red & white, striped)		RO	2	Back left middle shelf, in bin	<b>B</b>	<b>2</b>
Flashlight, general service, 2 cell	0069	EA	1	In Yellow Tool Box	<b>F</b>	<b>4</b>
<i>Flatware .....See: "DINING PACKET"</i>						
<i>Flip Chart.....See: "EASEL"</i>						
FLY, tent, 16'x 24', (yellow)	0070	EA	4	Back right top shelf	<b>H</b>	<b>1</b>
FLY, sunscreen, 20' x 20', (black, net-like)	6131	EA	1	B right top shelf at end of shelf	<b>H</b>	<b>1</b>
Flypaper – (boxes of 4)		BX	4	Fr on table in tub	<b>E</b>	<b>2</b>
<i>FOOD, MEALS READ TO EAT, MRE's.....See: "M.r.e."</i>						
Fuel for generator, Unleaded Gasoline, in Mark III jerry-can (TANK)	0218	GL	5	In the truck that pulls the trailer	<b>In Truck</b>	
FUNNEL, 1 QT, w/ strainer	0564	EA	1	Mid R hanging between shelves	<b>G</b>	<b>2</b>
<i>Garbage bag.....See: "BAG, garbage"</i>						
Garbage Can, (CAN, metal, 32 GL) (with lids)	1343	EA	2	Front middle aisle	<b>Front Aisle</b>	
Garbage Can, (CAN, garbage, plastic, 32 GL) (with lids)		EA	2	Front middle aisle	<b>Front Aisle</b>	
<i>Garbage can, plastic, small.....See: "Waste Basket"</i>						
<i>Gas for generator.....See: "Fuel for generator"</i>						
Gatorade		CS	4	Front R on floor under shelf.	<b>G</b>	<b>4</b>
GENERAL MESSAGE FORM, ICS213	1336	PG	10	Fr on Table in tub	<b>E</b>	<b>2</b>
GLOVE, leather, small	1294	PR	10	B Lt mid shelf in tub	<b>B</b>	<b>2</b>
GLOVE, leather, medium	1295	PR	10	B Lt mid shelf in tub	<b>B</b>	<b>2</b>
GLOVE, leather, large	1296	PR	10	B Lt mid shelf in tub	<b>B</b>	<b>2</b>
GLOVE, leather, X-large	1297	PR	10	B Lt mid shelf in tub	<b>B</b>	<b>2</b>
Gloves, vinyl serving, (100/BX)		BX	1	Front left top shelf in cooler	<b>C</b>	<b>1</b>
GOGGLE, UVEX, clear	0318	PR	10	B Lt mid shelf in tub	<b>B</b>	<b>2</b>
<i>Gott Cooler, orange, cylindrical.....See: "JUG"</i>						
HAMMER, blacksmith 3-5 lb. (short handle) 	1858	EA	1	B right on floor, in bin with stakes	<b>H</b>	<b>4</b>
HAMMER, 6-8 lb. sledge (Long handle) 	1858	EA	1	B right on floor	<b>H</b>	<b>4</b>
Hand Sanitizer		BT	6	Front on Table in 9L Tub	<b>E</b>	<b>2</b>
Hardhat, (HELMET, safety, with ratchet suspension)	0117	EA	2	B Lt middle shelf. In tub	<b>B</b>	<b>2</b>
Headblock (attached to Backboard along w/ spider straps, cervical collar)		EA	1	Fr R corner by small door-on backboard	<b>E</b>	<b>4</b>
HEADLAMP	0713	EA	4	B Lt middle shelf. In tub	<b>B</b>	<b>2</b>
HEATER, propane, 20 LB tank mounted, (propane separate)	6139	EA	2	Back left middle shelf in bin	<b>B</b>	<b>2</b>
HELICOPTER SUPPORT KIT (Box1: 3520, Box 2: 3521, Box 3: 3522)	0520	KT	1	Fr-Lt bottom & Right bottom shelf	<b>C</b>	<b>3</b>
<i>Hitch Reducer Sleeve.....See: "Reducer Sleeve"</i>					<b>G</b>	<b>3</b>
<i>HOLDER, radio, battery, NFES 1034.....See: "Clamshell"</i>						
Hose, potable (drinking) water, white – 25'		EA	1	B R middle shelf in Action Packer	<b>H</b>	<b>2</b>
Hot food/drink container (CONTAINER, combination hot food / drink)	0073	EA	8	Front right middle shelf	<b>G</b>	<b>2</b>
Hot Chocolate packets		BX	4	Front right bottom shelf in tub	<b>G</b>	<b>3</b>
Ibuprofen		BT	1	Fr on table in small tub	<b>E</b>	<b>2</b>
Incident Safety Analysis (LCES)-ICS-215A-WS-63"x38" w/ dry erase markers	2227	EA	1	Fr R corner by door in cardboard tube	<b>E</b>	<b>4</b>
Interagency Incident Business Management Handbook (Yellow Book)	2160	EA	1	Fr on table in tub	<b>E</b>	<b>2</b>
Interagency Standards for Fire & Fire Aviation Operations (Red Book)	2724	EA	1	Fr on table in tub	<b>E</b>	<b>2</b>
IRPG (Incident Response Pocket Guide)	1077	EA	2	Fr on table in tub	<b>E</b>	<b>2</b>
JUG, insulated, 5 GL, w/ spigot (orange, cylindrical) 	0943	EA	2	Front left middle shelf	<b>G</b>	<b>3</b>
Juice, cans or boxes, 6 oz., assorted		CN	40	Front right on floor	<b>G</b>	<b>4</b>
Key for Side Door (see toolbox lid for extra key)		EA	1	Front right door handle inside	<b>F</b>	<b>2</b>
LANTERN, camp, electric, fluorescent (green)	2501	EA	2	Back left middle – in bin	<b>B</b>	<b>2</b>
LATH, wood, 4' x 1 1/2" x 3/8" (what many people would call "stakes")		EA	10	Front right under table on floor behind Action Packers	<b>E</b>	<b>4</b>
LEAD LINE, 12', 3000 lb capacity (for helicopter)	0528	EA	2	Front left on floor under shelf	<b>C</b>	<b>4</b>
LID REMOVER, pail 	0673	EA	2	Front hanging on wall hook	<b>E</b>	<b>1</b>
LIGHTING KIT, MULTI-LIGHT CORD (3 x-cord, 5 socket cord, , 30 bulb, tools)	6051	KT	1	B right bottom shelf in big box	<b>H</b>	<b>3</b>
LIGHTSTICK, chemical green , 12 hours (10/PG, 10 PG/BX)	3009	BX	1	Back Left Middle in bin w/ files	<b>B</b>	<b>2</b>
List, <b>THIS LIST</b> , needs to be in the trailer when it goes out		EA	1	Fr R Sm Door clipped to dry erase board	<b>F</b>	<b>1</b>

## Appendix C: Logistics Toolbox

LITTER, S.K.E.D. (in cylindrical orange bag) 	1670	EA	1	Fr right corner by small door	E	4
Magnet, w/ hook (strong-for hanging maps on outside of trailer)		EA	4	Fr on table in long flat tub	E	2
Maps of the Bridger-Teton, all 6 districts (3 maps total)		EA	3	Fr on table in tub	E	2
Marker, dry erase (with Velcro and magnets for attaching)		EA	4	Fr R small door on dry erase board	F	1
Mat, door		EA	1	Front right – inside small door	F	4
MESS GEAR, disposable, 25 person, 1 day, contains 60 place settings	0135	KT	12	Front right top shelf	G	1
<i>Milk Crate (to hold propane bottles).....See: "Crate, milk"</i>						
M.r.e., (FOOD, MEALS READ TO EAT, MRE's) (Std pk: 12 meals/BX)	1842	BX	12	Front left middle shelf	C	2
NET, cargo, 12' x 12", 3000 lb–with swivel (black, for helicopter)	0531	EA	2	Front left under shelf on floor	C	3
Net, cargo, lightweight, 10' x 10', 300 lb – w/ swivel (orange–AKA: "Tuna Net")	0795	EA	1	Fr Lt bottom shelf and on floor	C	4
Nomex Pant, (JEANS, 28-32"x 30")	2801	PR		Fr Lt under table in Action Packer	E	4
Nomex Pant, (JEANS, 28-32"x 34")	2701	PR		Fr Lt under table in Action Packer	E	4
Nomex Pant, (JEANS, 30-34"x 30")	2802	PR		Fr Lt under table in Action Packer	E	4
Nomex Pant, (JEANS, 30-34"x 34")	2702	PR		Fr Lt under table in Action Packer	E	4
Nomex Pant, (JEANS, 32-36"x 30")	2803	PR		Fr Lt under table in Action Packer	E	4
Nomex Pant, (JEANS, 32-36"x 34")	2703	PR		Fr Lt under table in Action Packer	E	4
Nomex Pant, (JEANS, 34-38"x 30")	2804	PR		Fr Lt under table in Action Packer	E	4
Nomex Pant, (JEANS, 34-38"x 34")	2704	PR		Fr Lt under table in Action Packer	E	4
Nomex Pant, (JEANS, 36-40"x 30")	2805	PR		Fr Lt under table in Action Packer	E	4
Nomex Pant, (JEANS, 36-40"x 34")	2705	PR		Fr Lt under table in Action Packer	E	4
Nomex Pant, (JEANS, 38-42"x 30")	2806	PR		Fr Lt under table in Action Packer	E	4
Nomex Pant, (JEANS, 38-42"x 34")	2706	PR		Fr Lt under table in Action Packer	E	4
Nomex Pant, (JEANS, 40-44"x 34")	2707	PR		Fr Lt under table in Action Packer	E	4
Nomex Shirt, (SHIRT, fire, small)	0577	EA	2	Fr Lt under table in Action Packer	E	4
Nomex Shirt, (SHIRT, fire, medium)	0578	EA	2	Fr Lt under table in Action Packer	E	4
Nomex Shirt, (SHIRT, fire, large)	0579	EA	2	Fr Lt under table in Action Packer	E	4
Nomex Shirt, (SHIRT, fire, X-large)	0580	EA	2	Fr Lt under table in Action Packer	E	4
Nomex Shirt, (SHIRT, fire, XX-large)	0570	EA	2	Fr Lt under table in Action Packer	E	4
OFFICE SUPPLIES, INCIDENT BASE	0760	KT	1	Front left middle shelf in box	C	2
OIL, 2 cycle (6 quarts or equivalent)	0341	QT	6	Back Right on floor	H	4
OIL, bar & chain	1869	QT	12	Back Right on floor	H	4
Operational Planning Worksheet-ICS-215-WS-60"x 38" with dry erase markers	1374	EA	1	Fr R corner by door in cardboard tube	E	4
Orientation Guide for Visiting Resources (current year)		EA	1	Fr on table in tub	E	2
P-Cord, (CORD, nylon shroud)	0533	SL	2	Fr & Back right hanging on shelf	G	1
PACK, field, yellow, firefighter, complete	1372	EA	1	B left middle in tub	B	2
<i>Pad, scrubbing, dish.....See: "Dish Scrubbing Pad"</i>						
PEN, ballpoint	0447	EA	12	Office Supply Kit	C	2
PENCIL, wooden #2	1002	EA	12	Front Table and Wall	E	1
Phone Book – Local Areas		EA	1-3	Office Supply Kit	C	2
<i>Plasticware.....See: "DINING PACKET"</i>				Front Table and Wall	E	1
Plywood, 4' x 8'		EA	1	Front on Table in tub	E	2
POLE, ridge, 16' (6 separate pieces – aluminum) (for tent or fly)	0089	EA	3			
POLE, upright, adjustable (green) (for tent or fly)	0083	EA	18	Mid left upright against shelves	Mid left Aisle	
POST, fence, lightweight ("T-post")	0609	EA	4	Back Lt mid shelf & Rt back on floor		
Post Pounder (DRIVER, fence post)	0587	EA	1	Back Rt floor & upright on end	H I	4
<i>Power Strip..... See: "Surge Protector"</i>				B Lt bungeed to end of shelving	A	1
Propane, 20# tank (5 GL) (4 for Coffee Kits, 2 for heaters) (3 in front in milk crates)	0491	EA	6	B left upright bungeed to shelf	A	1
“						
“				3 - Font -(3 by small door,).	F	4
PULASKI, 10/BX	0146	EA	10	1 Middle Aisle	BCGH	4
<i>PUMP, backpack, outfit, 5 1/2" x 15 1/2" x 19".....See: Bladder Bag</i>				Back Aisle	BH	4
<i>Red Book...See "Interagency Standards for Fire &amp; Fire Aviation Ops"</i>				B Lt bottom shelf on top of Shovels	B	3



## Appendix C: Logistics Toolbox

Repellant, insect (spray)		CN	4	Fr on table in med. tub	E	2
ROPE, guy, 25' x 1/4", manila w/ tension dowels	1043	EA	10	B right middle shelf in 2 boxes	H	2
<i>Scrubbing pad, dish.....See: "Dish Scrubbing Pad"</i>						
<i>S.K.E.D.(Litter).....See: "Litter, S.K.E.D"</i>						
<i>Soap, dish.....See: "Detergent"</i>						
SURGE PROTECTOR, power strip	0972	EA	3	Fr on Table in tub	E	2
Screening w/ Velcro for small trailer door (rolls up above door)		EA	1	F Rt – Installed above small door	F	1
Serving Utensils (Spoon, Slotted Spoon, Fork, Ladle, Tongs)		SE	1	Front left top shelf in cooler	C	1
SHELTER, fire, (regular size) M2002, w/ case & liner	0925	EA	1	B Lt mid shelf in tub	B	2
SHELTER, fire, LARGE, M2002,w/case & liner	0975	EA	1	B Lt mid shelf in tub	B	2
<i>Shift Ticket.....See:"EMERGENCY EQUIPMENT SHIFT TICKET"</i>						
SHEETING, plastic, clear)	0143	RO	1	B Lt upright bungeed to shelf	A	1
Shim, 2"x 4", wood, labeled-w/ hole and hanger – for trailer ramp		EA	1	Front hanging on wall hook	E	1
SHOVEL	0171	EA	10	B Lt bot. shelf under Pulaskis	B	3
Shower Invoice (Interagency Mobile Shower Facilities Daily Shower Order/Invoice, 1276-C)	2054	PD	1	Front on table in tub	E	2
Shower Invoice continuation (Inter. Mobile Shwr Fac. Daily Shwr Order/Invoice continuation, 1276-D)	2055	PD	1	Front on table in tub	E	2
Shower Performance Evaluation (Inter. Mobile Shower Facilities Performance Evaluation, 1276-F)	2056	PD	1	Front on table in tub	E	2
Sign, roadside, "Fire Activity Ahead" (fold –n-roll, fluorescent pink)		EA	2	B Lt upright, bungeed to end of shelf	A	1
Sign, "SLOW", aluminum, yellow, reflective 24"x 24		EA	2	Fr Rt upright at shelf end by small door	F	4
Sign, "SPEED LIMIT 5", aluminum, white, reflective, 24" x 30"		EA	2	Fr Rt upright at shelf end by small door	F	4
Sign, "SPEED LIMIT 10",aluminum, white, reflective, 24" x 30"		EA	2	Fr Rt upright at shelf end by small door	F	4
Sign, "SPEED LIMIT 15",aluminum, white, reflective, 24" x 30"		EA	2	Fr Rt upright at shelf end by small door	F	4
Sign Mounting Bracket (metal pipe w/ washer & bolt – 2 per aluminum sign)		EA	16	Front on floor in 3L Tub, by small door	E	4
SIGN KIT, INCIDENT BASE	1030	KT	1	Fr under Table in Middle Action Packer	E	4
Soap, liquid hand		EA	5	Fr under Table in Rt Action Packer	E	4
SPOUT, gas, flexible, 16", steel	0210	EA	1	Front hanging on wall hook	E	1
Squeegee		EA	2			
STAKE, tent, metal	0825	EA	20	Back Right on floor in bin	H	4
<i>STANDARDS for Fire &amp; Fire Aviat Ops (Red Bk.)....See:"Interagency Standards...."</i>						
STAPLER, plier type (AKA: Hammer Tacker)	0985	EA	2	Fr on table in medium tub	E	2
STAPLER, heavy duty (for structure wrap) T50	2490	EA	1	Fr on table in tub	E	2
STAPLES, 1/2" heavy duty, T50, for NFES 2490 stapler	2491	BX	6	Fr on table in tub	E	2
Staples for Hammer tacker – Size: <b>T50</b>		BX	6	Fr on table in tub	E	2
Step, RV type platform, black, folding legs		EA	1	Fr on floor – just inside small door	F	4
Stool, step, plastic, folding		EA	1	Front Right Corner	E	4
Straps, spider (colorful Velcro straps for backboard)		Set	1	Fr Rt corner – attached to backboard	E	4
Sunscreen, High SPF		EA	6	Fr on table in small tub	E	2
SWIVEL, cargo, 3000 lb – (1 on each cargo net and blivet + 1 single)	0526	EA	7	Fr Lt mid shelf / floor-on nets /& blivets	C	3,4
TABLE, folding, metal, 6' (Set Up)	2698	EA	1	Fr – set up-very front of trailer	E	2,3,4
TABLE, folding, metal, 6' (Folded)	2698	EA	1	Middle right against shelves	G H	4
TAG, fuel, 2-stroke mix, yellow (plastic, re-useable)	0805	EA	8	Fr Rt on wall hook under 1 <sup>st</sup> aid kit	E	1
TAG, fuel, diesel, green (plastic, re-useable)	0802	EA	6	Fr Rt on wall hook under 1 <sup>st</sup> aid kit	E	1
TAG, fuel, drip torch fuel, blue (plastic, re-useable)	0803	EA	6	Fr Rt on wall hook under 1 <sup>st</sup> aid kit	E	1
TAG, fuel, unleaded gasoline, red (plastic, re-useable)	0801	EA	6	Fr Rt on wall hook under 1 <sup>st</sup> aid kit	E	1
TAG, (shipping), blank, white (linen)	0216	20	EA	Fr Rt on wall hook under 1 <sup>st</sup> aid kit	E	1
<i>TANK, gasoline, 5 GL, pump adapted, , w/ unleaded.....See: "Fuel for generator"</i>						
TAPE, cellulose, w/dispenser	0769	RO	1	Fr Lt middle in milk crate	E	4
TAPE, duct	0071	RO	6	Fr Lt middle in milk crate	E	4
TAPE – electrical, plastic, 3/4" x 36 YD	0639	RO	2	Fr Lt middle in milk crate	E	4
TAPE, filament (fiber tape)	0222	RO	10	Fr Lt middle in milk crate	E	4
Tarp, large (regular tarp, not tent fly)		EA	2	B Rt, middle shelf, on action packer	H	2
TENT, wall, 14' x 16' (requires 1 ridge & 6 upright poles)	0084	EA	1	B right, bottom shelf, near lighting kit	H	3




## Appendix C: Logistics Toolbox

TENT, 2 – person <i>Time Report..... See: "EMERGENCY FIREFIGHTER TIME REPORT, OF-288 "</i>	0077	EA	4	Back right, top shelf	<b>H</b>	<b>1</b>
Toilet Paper, PAPER, toilet (96/RO/BX)	0146	RO	18	B Lt top shelf - in 32 L tub	<b>B</b>	<b>1</b>
Tool BOX, purple plastic w/ 2 exterior removable compartments....(Contents List: page 7)		EA	1	Fr Rt, just inside small door on floor	<b>F</b>	<b>4</b>
TOWEL, bath, disposable, 24" x 36" (300/BX)	1038	BX	1	B Lt top—above bladder bags in tub	<b>B</b>	<b>1</b>
TOWEL, paper, two ply, roll <i>Trauma Kit, blue bag.....See: "ALS Kit" (Advanced Life Support)</i>	0240	RO	12	B Lt top shelf – in 64 L tub	<b>B</b>	<b>1</b>
<i>Tube.....See: "Incident Safety Analysis (LCES)"(Big – laminated)</i>						
<i>Tube.....See: "Operational Planning Worksheet"(Big – laminated)</i>				dog		
<i>Tuna Net....See: "Net, cargo, lightweight, 10' x 10'"</i>						
<i>Unleaded for generator.....See: "Fuel for generator"</i>						
<i>Utensils, plastic .....See: "DINING PACKET"</i>						
Vehicle/Heavy Equipment Safety Inspection Checklist, OF-296, (50 forms)	1173	BK	1	Fr on table, in 32 L tub (2-2016)	<b>E</b>	<b>2</b>
Vest, safety, high visibility, ANSI 107-2004 Class II <i>Visiting Resources Orientation Guide...See: "Orientation Gd for Visiting Resources"</i>	1242	EA	2	Fr on table in med tub	<b>E</b>	<b>2</b>
<i>Visqueen.....See: "SHEETING, plastic, clear"</i>						
<i>Wash Basin.....See: "Basin, wash"</i>						
<i>Water Jug (cylindrical, orange, insulated "Gott" brand)..... See: "JUG"</i>						
WD-40 (8 to 12 oz. can)		CN	1	Fr on table, in tub	<b>E</b>	<b>2</b>
WASHCLOTH, waterless, 12" x 12" (2 BX of 200) or (1 BX of 400)	0206	EA	400	Front Right bottom shelf	<b>G</b>	<b>3</b>
Waste Basket, plastic, small				Front Right corner	<b>E</b>	<b>4</b>
Waybill (INTERAGENCY INCIDENT WAYBILL,OF-316) <i>Whale, Blue ... (46.5" w x 42.5" w x 40.5" t)...See: "Chest, ice"</i>	1472	PG	1	Fr on table in tub	<b>E</b>	<b>2</b>
Wildland Fire Incident Management Field Guide PMS 210 (replaces Fireline HB) <i>Worksheets (Big, laminated).....See: Operational Planning WS</i>	2943	EA	1	Fr on table in tub	<b>E</b>	<b>2</b>
<i>Worksheets (Big, laminated).....See: Incident Safety Analysis</i>						
Wrap, stretch, 2"-5", disposable (plastic)	0315	RO	1	Fr Lt middle in crate w/ tape	<b>E</b>	<b>4</b>
Wrap, structure protection, 54' x 300' (looks like giant aluminum foil) <i>Yellow Book.....See: "Interagency Incident Business Management Handbook"</i>	0881	RO	2	B Lt—upright at end of shelving	<b>A</b>	<b>1</b>

## Appendix C: Logistics Toolbox

### PURPLE TOOLBOX INVENTORY



Description	NFES#	Unit	Qty.	Location
Awning Instructions Sheet – laminated		EA	1	
Brake Cable for trailer tongue, (extra)		EA	1	
Box Cutter (AKA: KNIFE, razor, retractable blade)	0939	EA	1	
Breaker Bar, 24”, 1/2” drive (w/ socket below welded to it)		EA	1	
Bungee, heavy duty, 40”		EA	2	
Cloning Cable, (“Smart Cable”) for King Radio (black, w/ spiral cord)		EA	1	
Door Hold-back, 10”, extra		EA	1	(grey plastic w/ ball on each end)
FILE, mill, 10”, bastard	0060	EA	12	
FLASHLIGHT, LED, with batteries		EA	2	
Fuse Set – Mini Fuses, One Each: 10 amp, 15 amp, 20 amp		Set	1	
HAMMER, claw	0321	EA	1	
<i>Hitch Reducer Sleeve.....See: “Reducer Sleeve”</i>				
Gauge, tire		EA	1	
Key for Generator		EA	1	(On the tool box lid)
Key for Side Door (extra)		EA	1	(On the tool box lid)
Light Bulb, rough service, 100 watt		EA	4	
Light Bulb, 8w, 12 volt,(921) or LED, WLED-CWHP12-DAC: Cool White		EA	2	(for small dome light in back)
Lighter, flammable fluid, portable		EA	1	(On the tool box lid)
Lock (Coupler Lock)with key - for trailer tongue		EA	1	
Pin, hitch, (extra) - 5/8” extra long, with clip (cotter pin)		EA	1	
Pin, 1/4” trailer tongue pin, (extra) ‘D’ shaped		EA	1	
Pliers		EA	1	
Ratcheting Socket Wrench, 1/2” drive (use with 7/8” socket)		EA	1	(for adjusting hitch up or down)
Ratchet, 3/8” drive		EA	1	
Reducer Sleeve for large hitch receiver		EA	1	In tool box or on trailer hitch
Scissors, (AKA: SHEARS, office, 7” to 9”)	0787	EA	2	
Screwdriver, ratcheting with multiple tips		EA	1	
Socket, 7/8”, 12 Point, 1/2” drive (for adjusting hitch up or down)		EA	1	(stays with ratchet)
Socket, deep well, 6 point, 13/16”, 1/2” drive (for tire lugs)		EA	1	(on breaker bar)
Spike, (for securing awning legs)		EA	4	
STAKE, tent, metal, (for awning legs)	0825	EA	4	
TAPE, Duct	0071	RO	1	
Tape Measure 16’ = NFES 0424, 25’ = NFES 1014, 100’ = NFES 0898	See Left	EA	1	
Torx (star) Bit Socket, size T-25, 3/8” drive (for trailer wall screws)		EA	1	(On the tool box lid)
Torx (star) Bit Socket, size T-45, 1/2” drive (for taking battery off tongue)		EA	1	(On the tool box lid)
Wire Cutters		EA	1	
Wrench, adjustable, 10”		EA	1	
Wrench, open end/box, 7/16”, for battery removal		EA	2	
Wrench, open end/box, 9/16”, for generator mount		EA	1	

**Please secure handle into keeper before letting down ramp (if you don’t it hits the ground and gets banged up)**

## Appendix C: Logistics Toolbox

PUMP TRAILER #1 updated 1-4-18

### **Type III Incident CacheTrailer Inventory** -Based on 100 Person Sized Incident

(ALL CAPITALIZED item indicates NWCG catalog description)

(Italics = to help you find alternate name on the list)


SUPPLIES						
				Location		
Description	NFES	Unit	Qty.	Location Description	Tier	Row
Adaptor, RV type electrical, 30 amp F-1 amp M		EA	1	Front R corner On electric cord	C	---
Anti-Freeze (In 5 GL bucket)		GL	1	Front R corner in bucket	C	4
Awning Rod (For pulling awning down)		EA	1	Fr R Velcro-ed to shelf by door	D	1,2,3
BAG, liner, wastebasket, 10 GL, 23" x 24" (for small plastic wastebasket)	1534	EA	5	Front Rt Corner-bottom of wastebasket	C	4
BATTERY, AA (1 Box, AKA: Flat or Brick)	0030	PG	8		A	1
Broom (Periodic sweeping is recommended)		EA	1	Fr R, mounted on front wall	C	wall
Bladder bag (PUMP, backpack, outfit)	1149	EA	8		C	4
Blivet, BAG, slingable, water, 72 GL (orange)	0426	EA	2	Fr R & left floor under shelves	B D	4
Bucket, plastic, yellow – 5GL		EA	2	Front Right corner on floor	C	4
<i>Can, garbage, plastic, small.....See: "Wastebasket"</i>						
CATALOG, NFES, Part 1, FIRE SUPPLIES & EQUIPMENT (Current)	0362	EA	1			
Chain, chainsaw , 33RSF – 84D, full chisel full skip		Loop	4		A	1
Chain, chainsaw , 33RSF – 91D, full chisel full skip		Loop	4		A	1
Cheat Sheet for NFES Numbers		EA	1	Inside cover of catalog		
Chock, tire, (orange), (storage brackets mounted to front of trailer)		EA	2	Outside Fr mounted. Or under tires.		
Chock, tire, (wooden), (spare)		EA	2	Fr R by small door, hanging on shelf	C	
CLAMP, hose shut off, 1"-1 ½" hoses, 10" long	0046	EA	4	Front Shelf Top in bin	C	1
CLOTH, OIL SORBENT	0251	EA	10	Front Shelf Top in bin	C	1
CORD, nylon shroud (P-Cord)	0533	SL	1	Front Shelf Top in bin	C	1
COUPLING, double female, 1" NPSH	0710	EA	12	Front Shelf Top in bin	C	1
COUPLING, double female, 1 ½" NH-F	0857	EA	15	Front Shelf Top in bin	C	1
COUPLING, double male 1 ½" NH-M (9TPI)	0856	EA	15	Front Shelf Top in bin	C	1
Dust pan		EA	1	Front	C	
EXTINGUISHER, fire, 2 LB	1067	EA	1	Front Rt corner bolted to Rt wall	C	2
FIRST AID KIT, TYPE III, 24-PERSON	1604	KT	1	Front bolted to wall	C	1
FOAM, concentrate, class A, 5 GL (18.9L)/pail	1145	PL	2	Front Right Corner on Floor	C	4
<i>FUEL.....(40 GL).....See: "TANK"</i>						
FUEL LINE ASSEMBLY	0113	EA	8	Front Shelf Top in bin	C	1
FUNNEL, 1 QT (.9L), w/strainer	0564	EA	6			
GASKET, garden hose, ¾"	0254	EA	25		C	1
Gasket set, - 1"	0743	EA	10		C	1
Gasket set, - 1 ½"	0254	EA	10		C	1
Hitch, trailer, adjustable, 2 5/16" Ball-w/ pin (use socket wrench in tool kit)		EA	1	Fr floor by small door when not in use	C	4
HOSE, garden, synthetic, ¾"x 50'	1016	LG	120	Left & Right shelf Top in bins	B D	1
HOSE, synthetic, lined, 1"x 100'	1238	LG	60	Left & Right shelves bottom	A E	3
HOSE, synthetic, lined, 1 ½"x 100'	1239	LG	90	Left & Right shelves bottom	A B D E	3,4
MOP-UP KIT, LATERAL LINE, 3-WAND	0772	KT	2	Left & Right under shelves on floor	A E	4
List ( <b>THIS LIST</b> )		EA	1	On Door		
NOZZLE, twin tip (Forestry)	0024	KT	20	Front Shelf Top in bin	C	1
NOZZLE, garden hose, ¾"NH, adjustable, brass	0136	EA	40	Front Shelf Top in bin	C	1
NOZZLE, plastic, 35 GPM, 1" NPSH-F	0138	EA	45	Front Shelf Top in bin	C	1

## Appendix C: Logistics Toolbox

NOZZLE, plastic, 60 GPM, 1 ½" NH-F	0137	EA	20	Front Shelf Bottom in bin	C	3
OIL, bar & chain	1869	QT	12	Back Top Shelf in bin		
OIL, 2 cycle, (for pumps) 1 QT - 12/BX	0341	QT	36	Front Left in Red Wooden Box	C	4
OIL, 2 cycle, (for saws) 2.6 OZ	3444	EA	12	Back Top Shelf in bin		
PACKSACK, w/ straps, green	0744	EA	6			
PLUG, spark, Chainsaw, Bosch WSR6F, or Champion RCJ6Y, or NGK BPMR7A	0344	EA	10	B Left Top Shelf in spark plug bin	A	1
PLUG, spark, Pump, 14mm	0599	EA	10	B Left Top Shelf in spark plug bin	A	1
PLUG, Spark, Pump, 18mm	0751	EA	10	B Left Top Shelf in spark plug bin	A	1
Pump, float		EA	1	Front Left in wooden box	C	4
PUMP KIT, LIGHTWEIGHT 25-45 GPM (FM 42)	0670	KT	1			
PUMP KIT Hi- Pressure w/ Fuel Line (Mark III or Wick) # _____	0870	KT	1	Back Left Middle Shelf	A	2
PUMP KIT Hi- Pressure w/ Fuel Line (Mark III or Wick) # _____	0870	KT	1		B	2
PUMP KIT Hi- Pressure w/ Fuel Line (Mark III or Wick) # _____	0870	KT	1		D	2
PUMP KIT Hi- Pressure w/ Fuel Line (Mark III or Wick) # _____	0870	KT	1		E	2
<i>Pumpkin .....See: "TANK, collapsible, 1000 GL"</i>						
<i>Quat for washing helicopter buckets .....See: "Fungicide"</i>						
Ratchet Straps (1 EA: 12' x 1", 1 EA: 20' x 1", 1 EA: 15.5' x 2")		EA	3	Back Right Top Shelf in Bin	E	1
Rag	0565	EA	8			
REDUCER, 1" NPSH-F to ¾" NH-M	0733	EA	35		C	2
REDUCER, 1 ½" NH-F to 1" NPSH-M (45 attached to 1 ½" gated wye)	0010	EA	90	Front and attached to gated Ys	C	2
REDUCER, 2" NPSH-F to 1 ½" NH-M	0417	EA	8	Front Right Middle Shelf in bins	C	2
REDUCER, 2 ½" NPSH-F to 1 ½" NH-M	2229	EA	4	Front Right Middle Shelf in bins	C	2
Shim, 2"x 4", wood, labeled-w/ hole and hanger – for trailer ramp		EA	1	Back Right, hanging on shelf	E	2
Sign -"Prescribed Fire Do Not Report" (Orange Nylon w/ ribs & stand)		EA	2	Back Left floor behind fold-a-tank	A	4
Sign – "Smoke Ahead" (Orange Nylon w/ ribs & stand)		EA	2	Back Rt. floor behind fold-a-tank	E	4
SPOUT, gas, flexible, 16", steel	0210	EA	2			
SPRINKLER KIT	8653	EA	4		A E	1
Stool, step, plastic, folding		EA	1			
TANK, collapsible, 1000 GL, (pumpkin)	0588	EA	1			
TANK, folding, 1000 GL, w/ frame	0661	EA	1	Middle left or right tied to shelf	A B D E	4
TANK, folding, 1500 GL, w/ frame	0664	EA	1	Middle left or right tied to shelf	A B D E	4
<b>TANK, gasoline, 5 GL, pump adapted–filled with unleaded</b>	<b>0218</b>	<b>EA</b>	<b>8</b>	<b>In the Truck</b>		
TAPE, filament, 1"x 60 YD (fiber tape)	0222	RO	9	Back Right top shelf in bin	E	1
TEE, hose line, w/cap and chain, 1"x 1" x 1"	2240	EA	12	Front Right Middle Shelf in bins	C	2
TEE, hose line, w/cap, 1 ½"x 1 ½"x 1"	0731	EA	12	Front Right Middle Shelf in bins	C	2
<i>Tool Box, yellow.....See: Page 3 for contents.....</i>						
VALVE, shut off, ball ¾" NH	0738	EA	16	Front Right Middle Shelf in bins	C	2
VALVE, shut off, 1" NPSH	1201	EA	20	Front Right Middle Shelf in bins	C	2
VALVE, shut off, 1 ½" NH	1207	EA	6	Front Right Middle Shelf in bins	C	2
VALVE, wye, gated, ¾" x ¾" x ¾"	0272	EA	50	Front Right Middle Shelf in bins	C	2
VALVE, wye, gated, 1" x 1" x 1"	0259	EA	40		B D	1
VALVE, wye, gated, 1 ½" x 1 ½" x 1 ½" (w/ Reducer attached)	0231	EA	45	Front Right Bottom Shelf in bins	C	3
Vest, safety, high visibility, ANSI 107-2004 Class II		EA	2		E	1
Wastebasket, plastic, small (with: BAG, liner, wastebasket, 10 GL – NFES 1534)		EA	1	Fr R corner on floor	C	floor
Wedge, Plastic, felling, 6" (pocket wedge)	0515	EA	4			
WRENCH, spanner, 5", 1" to 1 ½" hose size	0234	EA	10	Front Right Middle Shelf in bins	C	2
WRENCH, spanner, 11", 1 ½" to 2 ½" hose size	0235	EA	6	Front Right Middle Shelf in bins	C	2

## Appendix C: Logistics Toolbox

SUPPLIES IN THE TRUCK THAT PULLS THE TRAILER				
Description	NFES	Unit	Qty.	
FUEL – GASOLINE, UNLEADED, 5 GL (In TANK, pump adapted – NFES 0218)	7356	GL	40	

YELLOW TOOLBOX INVENTORY				
				
Description	NFES#	Unit	Qty.	Location
Awning Instructions Sheet – laminated		EA	1	
Box Cutter (AKA: KNIFE, razor, retractable blade)	0939	EA	1	
Brake Cable for trailer tongue, (extra)		EA	1	
Breaker Bar, 24”, 1/2” drive (w/ socket below welded to it)		EA	1	
Bungee, heavy duty, 40”		EA	2	
Cloning Cable, (“Smart Cable”) for King Radio (black, w/ spiral cord)		EA	1	
Door Hold-back, 10”, extra		EA	1	(grey plastic w/ ball on each end)
FILE, mill, 10”, bastard	0060	EA	12	
FLASHLIGHT, LED, with batteries		EA	2	
Fuse Set – Mini Fuses, One Each: 10 amp, 15 amp, 20 amp		Set	1	
HAMMER, claw	0321	EA	1	
<i>Hitch Reducer Sleeve.....See: “Reducer Sleeve”</i>				
Gauge, tire		EA	1	
Light Bulb, rough service, 100 watt		EA	4	
Light Bulb, 8w, 12 volt, (921) (for small light in back)		EA	2	(in round container)
Lighter, flammable fluid, portable		EA	1	(On the tool box lid)
Lock (Coupler Lock)with key - for trailer tongue		EA	1	
Pin, hitch, (extra) - 5/8” extra long, with clip (cotter pin)		EA	1	
Pin, ¼” trailer tongue pin, (extra) ‘D’ shaped		EA	1	
Pliers		EA	1	
Ratcheting Socket Wrench, ½” drive (use with 7/8” socket)		EA	1	(for adjusting hitch up or down)
Ratchet, 3/8” drive		EA	1	
Reducer Sleeve for large hitch receiver		EA	1	In tool box or on trailer hitch
Scissors, (AKA: SHEARS, office, 7” to 9”)	0787	EA	2	
Screwdriver, ratcheting with multiple tips		EA	1	
Socket, 7/8”, 12 Point, ½”drive (for adjusting hitch up or down)		EA	1	(stays with ratchet)
Socket, deep well, 6 point, 13/16”, ½” drive (for tire lugs)		EA	1	(on breaker bar)
Spike, (for securing awning legs)		EA	4	
STAKE, tent, metal, (for awning legs)	0825	EA	4	
TAPE, Duct	0071	RO	1	
Tape Measure                   16’ = NFES 0424,   25’ = NFES 1014, 100’ = NFES 0898	See Left	EA	1	
Torx (star) Bit Socket, size T-25, 3/8” drive (for trailer wall screws)		EA	1	(On the tool box lid)
Torx (star) Bit Socket, size T-45, 1/2” drive (for taking battery off tongue)		EA	1	(On the tool box lid)
Wire Cutters		EA	1	
Wrench, adjustable, 10”		EA	1	
Wrench, open end/box, 7/16”, for battery removal		EA	1	
Wrench, open end/box, 9/16”, for generator mount		EA	1	

**Please secure handle into keeper before letting down ramp (if you don’t it hits the ground and gets banged up)**



## Appendix C: Logistics Toolbox

PUMP TRAILER #2 updated 04-18-18

### **Type III Incident CacheTrailer Inventory** -Based on 100 Person Sized Incident

(ALL CAPITALIZED item indicates NWCG catalog description)

(*Italics = to help you find alternate name on the list*)


SUPPLIES						
				Location		
Description	NFES	Unit	Qty.	Location Description	Tier	Row
Adaptor, RV type electrical, 30 amp F-1 amp M		EA	1	Front R corner On electric cord	C	---
Anti-Freeze (In 5 GL bucket)		GL	1	Front R corner in bucket	C	4
Awning Rod (For pulling awning down)		EA	1	Fr R Velcro-ed to shelf by door	D	1,2,3
BAG, liner, wastebasket, 10 GL, 23" x 24" (for small plastic wastebasket)	1534	EA	5	Front Rt Corner-bottom of wastebasket	C	4
BATTERY, AA (1 Box, AKA: Flat or Brick)	0030	PG	8		A	1
Broom (Periodic sweeping is recommended)		EA	1	Fr R, mounted on front wall	C	wall
Bladder bag (PUMP, backpack, outfit)	1149	EA	8		C	4
Blivet, BAG, slingable, water, 72 GL (orange)	0426	EA	2	Fr R & left floor under shelves	B D	4
Bucket, plastic, yellow – 5GL		EA	2			
<i>Can, garbage, plastic, small.....See: "Wastebasket"</i>						
CATALOG, NFES, Part 1, FIRE SUPPLIES & EQUIPMENT (Current)	0362	EA	1			
Chain, chainsaw , 33RSF – 84D, full chisel full skip		Loop	4		A	1
Chain, chainsaw , 33RSF – 91D, full chisel full skip		Loop	4		A	1
Cheat Sheet for NFES Numbers		EA	1	Inside cover of catalog		
Chock, tire, (orange), (storage brackets mounted to front of trailer)		EA	2	Outside Fr mounted. Or under tires.		
Chock, tire, (wooden), (spare)		EA	2	Fr R by small door, hanging on shelf	C	
CLAMP, hose shut off, 1"-1 ½" hoses, 10" long	0046	EA	4	Front Shelf Top in bin	C	1
CLOTH, OIL SORBENT	0251	EA	10	Front Shelf Top in bin	C	1
CORD, nylon shroud (P-Cord)	0533	SL	1	Front Shelf Top in bin	C	1
COUPLING, double female, 1" NPSH	0710	EA	12	Front Shelf Top in bin	C	1
COUPLING, double female, 1 ½" NH-F	0857	EA	15	Front Shelf Top in bin	C	1
COUPLING, double male 1 ½" NH-M (9TPI)	0856	EA	15	Front Shelf Top in bin	C	1
Dust pan		EA	1	Front	C	
EXTINGUISHER, fire, 2 LB	1067	EA	1		C	4
FIRST AID KIT, TYPE III, 24-PERSON	1604	KT	1			
FOAM, concentrate, class A, 5 GL (18.9L)/pail	1145	PL	2	Front Right Corner on Floor	C	4
<i>FUEL.....(40 GL).....See: "TANK"</i>						
FUEL LINE ASSEMBLY	0113	EA	8	Front Shelf Top in bin	C	1
FUNNEL, 1 QT (.9L), w/strainer	0564	EA	6			
GASKET, garden hose, ¾"	0254	EA	25		C	
Gasket set, - 1"	0743	EA	10		C	
Gasket set, - 1 ½"	0254	EA	10		C	
Hitch, trailer, adjustable, 2 5/16" Ball-w/ pin (use socket wrench in tool kit)		EA	1	Fr floor by small door when not in use		
HOSE, garden, synthetic, ¾"x 50'	1016	LG	120	Left & Right shelf Top in bins	B D	1
HOSE, synthetic, lined, 1"x 100'	1238	LG	60	Left & Right shelves bottom	A E	3
HOSE, synthetic, lined, 1 ½"x 100'	1239	LG	90	Left & Right shelves bottom	A B D E	3,4
MOP-UP KIT, LATERAL LINE, 3-WAND	0772	KT	2	Left & Right under shelves on floor	A E	4
List ( <b>THIS LIST</b> )		EA	1	On Door		
NOZZLE, twin tip (Forestry)	0024	KT	20	Front Shelf Top in bin	C	1
NOZZLE, garden hose, ¾"NH, adjustable, brass	0136	EA	40	Front Shelf Top in bin	C	1
NOZZLE, plastic, 35 GPM, 1" NPSH-F	0138	EA	45	Front Shelf Top in bin	C	1

## Appendix C: Logistics Toolbox

NOZZLE, plastic, 60 GPM, 1 ½" NH-F	0137	EA	20	Front Shelf Bottom in bin	C	3
OIL, bar & chain	1869	QT	12	Back Top Shelf in bin		
OIL, 2 cycle, (for pumps) 1 QT - 12/BX	0341	QT	36	Front Left in Red Wooden Box	C	4
OIL, 2 cycle, (for saws) 2.6 OZ	3444	EA	12	Back Top Shelf in bin		
PACKSACK, w/ straps, green	0744	EA	6			
PLUG, spark, Chainsaw, Bosch WSR6F, or Champion RCJ6Y, or NGK BPMR7A	0344	EA	10	B Left Top Shelf in spark plug bin	A	1
PLUG, spark, Pump, 14mm	0599	EA	10	B Left Top Shelf in spark plug bin	A	1
PLUG, Spark, Pump, 18mm	0751	EA	10	B Left Top Shelf in spark plug bin	A	1
Pump, float		EA	1			
PUMP KIT, LIGHTWEIGHT 25-45 GPM (FM 42)	0670	KT	1			
PUMP KIT Hi- Pressure w/ Fuel Line (Mark III or Wick) # _____	0870	KT	1	Back Left Middle Shelf	A	2
PUMP KIT Hi- Pressure w/ Fuel Line (Mark III or Wick) # _____	0870	KT	1		B	2
PUMP KIT Hi- Pressure w/ Fuel Line (Mark III or Wick) # _____	0870	KT	1		D	2
PUMP KIT Hi- Pressure w/ Fuel Line (Mark III or Wick) # _____	0870	KT	1		E	2
Pumpkin .....See: "TANK, collapsible, 1000 GL"						
Quat for washing helicopter buckets .....See: "Fungicide"						
Ratchet Straps (1 EA: 12' x 1", 1 EA: 20' x 1")		EA	2	Back Right Top Shelf in Bin	E	1
Rag	0565	EA	8			
REDUCER, 1" NPSH-F to ¾" NH-M	0733	EA	35		C	
REDUCER, 1 ½" NH-F to 1" NPSH-M (45 attached to 1 ½" gated wye)	0010	EA	90	Front and attached to gated Ys	C	
REDUCER, 2" NPSH-F to 1 ½" NH-M	0417	EA	8		C	
REDUCER, 2 ½" NPSH-F to 1 ½" NH-M	2229	EA	4		C	
Shim, 2"x 4", wood, labeled-w/ hole and hanger – for trailer ramp		EA	1			
Sign -"Prescribed Fire Do Not Report" (Orange Nylon w/ ribs & stand)		EA	2	Back Left floor behind fold-a-tank	A	4
Sign – "Smoke Ahead" (Orange Nylon w/ ribs & stand)		EA	2	Back Rt. floor behind fold-a-tank	E	4
SPOUT, gas, flexible, 16", steel	0210	EA	2			
SPRINKLER KIT	8653	EA	4		A E	1
Stool, step, plastic, folding		EA	1			
TANK, collapsible, 1000 GL, (pumpkin)	0588	EA	1			
TANK, folding, 1000 GL, w/ frame	0661	EA	1	Middle left or right tied to shelf	A B D E	4
TANK, folding, 1500 GL, w/ frame	0664	EA	1	Middle left or right tied to shelf	A B D E	4
<b>TANK, gasoline, 5 GL, pump adapted–filled with unleaded</b>	<b>0218</b>	<b>EA</b>	<b>8</b>	<b>In the Truck</b>		
TAPE, filament, 1"x 60 YD (fiber tape)	0222	RO	9			
TEE, hose line, w/cap and chain, 1"x 1" x 1"	2240	EA	12		C	
TEE, hose line, w/cap, 1 ½"x 1 ½"x 1"	0731	EA	12		C	
Tool Box, blue.....See: Page 3 for contents.....						
VALVE, shut off, ball ¾" NH	0738	EA	16		C	
VALVE, shut off, 1" NPSH	1201	EA	20		C	
VALVE, shut off, 1 ½" NH	1207	EA	6		C	
VALVE, wye, gated, ¾" x ¾" x ¾"	0272	EA	50		C	
VALVE, wye, gated, 1" x 1" x 1"	0259	EA	40		B D	1
VALVE, wye, gated, 1 ½" x 1 ½" x 1 ½" (w/ Reducer attached)	0231	EA	45		C	
Vest, safety, high visibility, ANSI 107-2004 Class II		EA	2			
Wastebasket, plastic, small (with: BAG, liner, wastebasket, 10 GL – NFES 1534)		EA	1	Fr R corner on floor	C	floor
Wedge, Plastic, felling, 6" (pocket wedge)	0515	EA	4			
WRENCH, spanner, 5", 1" to 1 ½" hose size	0234	EA	10		C	
WRENCH, spanner, 11", 1 ½" to 2 ½" hose size	0235	EA	6		C	

## Appendix C: Logistics Toolbox

SUPPLIES IN THE TRUCK THAT PULLS THE TRAILER				
Description	NFES	Unit	Qty.	
FUEL – GASOLINE, UNLEADED, 5 GL (In TANK, pump adapted – NFES 0218)	7356	GL	40	

BLUE TOOLBOX INVENTORY				
				
Description	NFES#	Unit	Qty.	Location
Awning Instructions Sheet – laminated		EA	1	
Box Cutter (AKA: KNIFE, razor, retractable blade)	0939	EA	1	
Brake Cable for trailer tongue, (extra)		EA	1	
Breaker Bar, 24”, 1/2” drive (w/ socket below welded to it)		EA	1	
Bungee, heavy duty, 40”		EA	2	
Cloning Cable, (“Smart Cable”) for King Radio (black, w/ spiral cord)		EA	1	
Door Hold-back, 10”, extra		EA	1	(grey plastic w/ ball on each end)
FILE, mill, 10”, bastard	0060	EA	12	
FLASHLIGHT, LED, with batteries		EA	2	
Fuse Set – Mini Fuses, One Each: 10 amp, 15 amp, 20 amp		Set	1	
HAMMER, claw	0321	EA	1	
<i>Hitch Reducer Sleeve.....See: “Reducer Sleeve”</i>				
Gauge, tire		EA	1	
Light Bulb, rough service, 100 watt		EA	4	
Light Bulb, 8w, 12 volt, (921) (for small light in back)		EA	2	(in round container)
Lighter, flammable fluid, portable		EA	1	(On the tool box lid)
Lock (Coupler Lock)with key - for trailer tongue		EA	1	
Pin, hitch, (extra) - 5/8” extra long, with clip (cotter pin)		EA	1	
Pin, 1/4” trailer tongue pin, (extra) ‘D’ shaped		EA	1	
Pliers		EA	1	
Ratchet, 1/2” drive (for adjusting hitch up or down)		EA	1	
Ratcheting Socket Wrench, 1/2” drive (use with 7/8” socket)		EA	1	(for adjusting hitch up or down)
Reducer Sleeve for large hitch receiver		EA	1	In tool box or on trailer hitch
Scissors, (AKA: SHEARS, office, 7” to 9”)	0787	EA	2	
Screwdriver, ratcheting with multiple tips		EA	1	
Socket, 7/8”, 12 Point, 1/2”drive (for adjusting hitch up or down)		EA	1	(stays with ratchet)
Socket, deep well, 6 point, 13/16”, 1/2” drive (for tire lugs)		EA	1	(on breaker bar)
Spike, (for securing awning legs)		EA	4	
STAKE, tent, metal, (for awning legs)	0825	EA	4	
TAPE, Duct	0071	RO	1	
Tape Measure 16’ = NFES 0424, 25’ = NFES 1014, 100’ = NFES 0898	See Left	EA	1	
Torx (star) Bit Socket, size T-25, 3/8” drive (for trailer wall screws)		EA	1	(On the tool box lid)
Torx (star) Bit Socket, size T-45, 1/2” drive (for taking battery off tongue)		EA	1	(On the tool box lid)
Wire Cutters		EA	1	
Wrench, adjustable, 10”		EA	1	
Wrench, open end/box, 7/16”, for battery removal		EA	1	
Wrench, open end/box, 9/16”, for generator mount		EA	1	

**Please secure handle into keeper before letting down ramp (if you don’t it hits the ground and gets banged up)**

## Appendix C: Logistics Toolbox

PLANS TRAILER INVENTORY Updated 08-20-18

### Type III Incident Plans Trailer Inventory

Based on a 100 Person Sized Incident

(ALL CAPITALIZED item indicates NWCG catalog description)

(Italics = to help you find alternate name on the list)

SUPPLIES – Plans Trailer						
				Location		
Description	NFES	Unit	Qty.	Location Description	Tier	Row
Adaptor, RV type electrical, 30 amp F-1 amp M—for trailer power		EA	1	Attached to Power Cord		
BAG, garbage, 30 GL, (125/BX)	0021	BX	2			
BATTERY, size AA (24/PG)	0030	PG	8-12			
BATTERY, size D (12/PG)	0033	PG	2			
BOARD, Dry Erase (w/ dry erase markers) (Plans Trailer board is removable)		EA	1	On trailer door		
Broom (Periodic sweeping is recommended) (1 for trailer, 1 for yurt)		EA	2			
Bucket, plastic, 5GL		EA	2			
Charger, electric (for rechargeable handheld radio batteries)		EA	1			
CHAIR, folding metal	2047	EA	5			
CHEST, ice 48 QT	0557	EA	1			
Chock, tire, with bracket for storage		EA	2	on outside, front		
Chock - extra		EA	2	Front on floor near small door	E	4
Coffee, 1 LG Can	0496	EA	4			
Computers, laptops (Belong to State of Wyoming)		EA	4	In Plywood boxes		
Computers, laptops – new		EA	5			
CORD, extension, (heavy duty) – 100', AWG, 12/3 wire	1172	EA	2			
Cord, extension, (heavy duty) – 25', AWG, 12/3 wire		EA	5			
COUNTER – Hand-Held (Clicker)	0468	EA	1			
CREW TIME REPORT (SF-261)	0891	BK	1			
Drill, cordless		EA	1			
Easel, aluminum	3161	EA	1			
EMERGENCY FIREFIGHTER TIME REPORT, OF-288 (PG of 100)	0866	PG	1			
<i>Extension cord.....See: "Cord, extension"</i>						
EXTINGUISHER, fire, 5 LB	1067	EA	1			
FIRST AID KIT, 24 person, white box	1604	KT	1			
Flypaper		RO	4			
Fuel for generator, unleaded gasoline		GL	5	In the back of towing truck		
FUNNEL, 1 QT, w/ strainer	0564	EA	1			
GARBAGE CAN, plastic, with lid		EA	2			
GENERAL MESSAGE FORM, ICS213	1336	PG	2			
Generator, Honda (holds 3 Gallons of Gas)		EA	1	(on trailer tongue)		
BOARD,HELIBASE DISPLAY (w/wooden display board) (Large plastic charts part 1 and 2, with 4'x 6' plywood backing, 2 pairs legs, and hardware)	0410	SE	2			
BOARD, HELIBASE DISPLAY, magnetized (Large heavy duty plastic charts part 1 and 2 in white PVC tube)	0410	SE	1	(in PVC tube)		
Hitch, trailer, adjustable, 2 5/16" Ball (stays w/ trailer!)		EA	1	(On floor by small door)		
& Wrench, Socket, 10" long, 1/2" drive (w/ 7/8" socket)		EA	1	(In yellow toolbox)		
Incident Safety Analysis (LCES)-ICS-215A-WS-63"x38"	2227	EA	1	(in cardboard tube)		
Interagency Incident Business Management Handbook	2160	EA	1			
IRPG (Incident Response Pocket Guide)	1077	EA	2			
JUG, insulated, 5 GL, w/ spigot (orange)	0943	EA	2			

## Appendix C: Logistics Toolbox

Key to side door (extra is in tool box)		EA	1	Hanging on inside door handle		
LADDER, 8'	0586	EA	1			
LANTERN, camp, electric, fluorescent	2501	EA	2			
Laptop.....See: "Computer"						
Light Bulb, wedge base, 18w, 12v, (921)		EA	2	(installed in ceiling in back)		
Light Bulb, fluorescent, 48" T8 (skinny ones) (F32T8)		EA	4	(installed in ceiling)		
LIGHTING KIT, STRING	6051	KT	1			
LIGHTSTICK, chemical green , 12 hours (10/PG, 10 PG/BX)	3009	BX	1			
List, <b>THIS LIST</b> , needs to be in the trailer when it goes out		EA	1			
Markers, dry erase (with Velcro and magnets for attaching)		EA	4	(on board door)		
OFFICE SUPPLIES KIT, INCIDENT BASE	0760	KT	1			
Operation Planning Worksheet ICS-215-WS-60"x38"	1374	EA	1	(in cardboard box)		
Orientation Guide for Visiting Resources (current year)		EA	1			
P.A. System		EA	1	Markason will bring his		
Padlock, combination, for trailer doors	0403	EA	2			
Paper, printer, 8 1/2" x 11" (10 reams of 500 sheets per box)		BX	3			
Paper, printer, 8 1/2" x 14" (500 sheets per ream)		Ream	2			
Paper Shredder ..... See: "Shredder"						
PAPER, toilet (96/RO/BX)	0146	EA	24			
PEN, ballpoint	0447	EA	12			
PENCIL, wooden #2	1002	EA	12			
Phone, Motorola Landline w/ 4 handsets		EA	1			
Phone Book – Local Areas		EA	1-3			
Power Strip		EA	3			
Plotter, in box (if it fits)		EA	1			
Printer/Scanner/Copier/FAX, Grey, Brother – portable for laptops		EA	2	(in big wooden box)		
Printer – new		EA	2	Cardboard box/Pelican case		
Propane, 20# tank (5 GL) (in milk crates)	0491	EA	3			
Red Book ..... See: "Standards for Fire and Fire Aviation Ops"						
Router, wireless – Netgear Wireless N 150 Router w/ DSL Modem DGN1000		EA	1	(with computers)		
Sandwich Board, wooden, 4'x4' face, w/ legs		EA	2			
Scanner		EA	2			
Screen for back door with zipper opening		EA	1			
Shredder, paper, electric		EA	1			
STANDARDS for Fire and Fire Aviation Ops	2724	EA	1			
Stapler, long-reach booklet type		EA	2			
Step, RV type platform, black, folding legs		EA	1	(on floor by small door)		
TABLE, folding, metal, 6'	2698	EA	3	Set up along Left side		
TAPE, filament	0222	RO	5			
Time Report . See: "EMERGENCY FIREFIGHTER TIME REPORT, OF-288"						
Toner Cartridge, (HP Laserjet 53x Black high volume print cartridge Q7553X)		EA	6			
Tool Box, yellow, plastic (See Tool Box Contents List on page 3)		EA	1	(on floor by small door)		
Tube (contains big laminated <b>Operations Planning Worksheet &amp; Incident Safety Analysis</b> – see above)						
Water Jug (cylindrical, orange, "GOTT" brand) ..... See: "JUG"						
Wireless Range Extender – for use with Laptops		EA	1			
Worksheets (Big, Laminated) (See: <b>Operational Planning WS &amp; Incident Safety Analysis</b> – above)						
Yellow Book. See "Interagency Business Management Handbook"						
Yurt, & Floor (Shelter Kit, 20' OCTAGON)	0549	KT	1	(4 green bags)		
Yurt Instructions						

(continued on page 3)

## YELLOW TOOLBOX INVENTORY



## Appendix C: Logistics Toolbox



Description	NFES#	Unit	Qty.	Location
Awning Instructions Sheet – laminated		EA	1	
Break Cable for trailer tongue, (extra)		EA	1	
Box Cutter (AKA: KNIFE, razor, retractable blade)	0939	EA	1	
Breaker Bar, 24”, ½” drive (w/ socket below welded to it)		EA	1	
Bungee, heavy duty, 40”		EA	2	
Cloning Cable, (“Smart Cable”) for King Radio (black, w/ spiral cord)		EA	1	
Door Hold-back, 10”, extra		EA	1	(grey plastic w/ ball on each end)
FILE, mill, 10”, bastard	0060	EA	12	
FLASHLIGHT, LED, with batteries		EA	2	
Fuse Set – Mini Fuses, One Each: 10 amp, 15 amp, 20 amp		Set	1	
HAMMER, claw	0321	EA	1	
<i>Hitch Reducer Sleeve.....See: “Reducer Sleeve”</i>				
Gauge, tire		EA	1	
Key for Generator		EA	1	(On the tool box lid)
Key to side door – extra		EA	1	(On the tool box lid)
Light Bulb, rough service, 100 watt		EA	4	
Light Bulb, 8w, 12 volt,(921) or LED, WLED-CWHP12-DAC: Cool White		EA	2	(for small dome light in back)
Lighter, flammable fluid, portable		EA	1	(On the tool box lid)
Lock (Coupler Lock)with key - for trailer tongue		EA	1	
Pin, hitch, (extra) - 5/8” extra long, with clip (cotter pin)		EA	1	
Pin, ¼” trailer tongue pin, (extra) ‘D’ shaped		EA	1	
Pliers		EA	1	
Ratchet, ½” drive (for adjusting hitch up or down)		EA	1	
Ratcheting Socket Wrench, ½” drive (use with 7/8” socket)		EA	1	(for adjusting hitch up or down)
Reducer Sleeve for large hitch receiver		EA	1	In tool box or on trailer hitch
Scissors, (AKA: SHEARS, office, 7” to 9”) )	0787	EA	2	
Screwdriver, ratcheting with multiple tips		EA	1	
Socket, 7/8”, 12 Point, ½”drive (for adjusting hitch up or down)		EA	1	(stays with ratchet)
Socket, deep well, 6 point, 13/16”, ½” drive (for tire lugs)		EA	1	(on breaker bar)
Spike, (for securing awning legs)		EA	4	
STAKE, tent, metal, (for awning legs)	0825	EA	4	
TAPE, Duct	0071	RO	1	
Tape Measure 16’ = NFES 0424, 25’ = NFES 1014, 100’ = NFES 0898	See Left	EA	1	
Torx (star) Bit Socket, size T-25, 3/8” drive (for trailer wall screws)		EA	1	(On the tool box lid)
Torx (star) Bit Socket, size T-45, 1/2” drive (for taking battery off tongue)		EA	1	(On the tool box lid)
Wire Cutters		EA	1	
Wrench, adjustable, 10”		EA	1	
Wrench, open end/box, 7/16”, for battery removal		EA	2	
Wrench, open end/box, 9/16”, for generator mount		EA	1	

**Please secure handle into keeper before letting down ramp (if you don’t it hits the ground and gets banged up)**

## Appendix C: Logistics Toolbox

### TABLE TRAILER – INVENTORY

**TABLES:** – 6' FOLDING NFES 002698 – 6' PICNIC NFES N/A - 8' FOLDING NFES 007236

**29 Tables – Seats 170-224**

Date	Amount	Description	Location	Date Out	Date In	Notes
<b>Put tables on edge with front of table aligned with front end of wheel well</b>						
08-21-18	<b>8 EA</b>	6' Folding plastic – regular NFES 002698	Over axels – on edge 4 Left / 3 Right			(Seat 6-8 EA) <b>Total: 48-64</b>
08-21-18	<b>2 EA</b>	6' Folding metal - regular NFES 002698	Over axels – on edge 1 Left / 1 Right			(Seat 6-8 EA) <b>Total 12-16</b>
08-21-18	<b>2 EA</b>	6' Folding plastic - fold in half NFES 002698	On wheel well - folded 1 Left / 1 Right			(Seat 6-8 EA) <b>Total 12-16</b>
08-21-18	<b>11 EA</b>	6' Picnic green - (bench style) NFES N/A	Over axels – on edge In aisle 5 Left / 6 Right			(Seat 6-8 EA) <b>Total 66-88</b>
08-21-18	<b>6 EA</b>	8' Folding plastic – regular NFES 007236 (not available from GBK)	Over axels – on edge 3 Left / 3 Right			(Seats 8-10 EA) <b>Total 48-66</b>
08-21-18	<b>1 EA</b>	Dining Dome with instructions	Front of trailer-left side			(w/ 2 set-up tools)
<b>Total Tables: 29</b>		<b>Total Table Seating: (Using 2 EA, 8' tables for serving) - The rest seat 170-224</b>				



### TABLE TRAILER – INVENTORY

**CHAIRS:** CHAIR, FOLDING METAL – NFES 002047

**70 Chairs - Seating: 70 + (66-88 picnic table seating) = 136-158**

Date	Amount	Description	Location	Date Out	Date In	Notes
<b>Put chairs in 4 rows, with broad side of chair facing the long walls, in front of tables, (2 rows on each side of aisle)</b>						
08-21-18	<b>70</b>	Chair, Folding, Metal NFES 002047 Mostly Brown, some black, etc.	In front of tables, just inside side door, in 4 rows, with broad side of chair facing the long walls, (2 rows on each side of aisle)			4 ratchet straps for chairs
<b>Total Chairs: 70</b>		<b>Total Chair Seating: 70 + (66-88 picnic table seating) = 136-158</b>				



## Appendix C: Logistics Toolbox

### OPERATIONS SUPPLY ORDER

Fire Name: \_\_\_\_\_

<b>Order #</b> _____ <b>Ground Contact</b> _____ <b>Order Date</b> _____ <b>Order Time</b> _____ <b>Ordered By</b> _____ <b>Received By</b> _____ <b>Deliver Date</b> _____ <b>Deliver Time</b> _____ <b>Location</b> _____ _____° _____', _____° _____', _____° _____', <b>T      R      S</b>	<b>Order #</b> _____ <b>Ground Contact</b> _____ <b>Order Date</b> _____ <b>Order Time</b> _____ <b>Ordered By</b> _____ <b>Received By</b> _____ <b>Deliver Date</b> _____ <b>Deliver Time</b> _____ <b>Location</b> _____ _____° _____', _____° _____', _____° _____', <b>T      R      S</b>
---	---

Order Numbers							
	Camp/ Spike Items	NFES	UI	Qty	S#	Qty	S#
1	Meal, cold breakfast or hot breakfast (per individual)	Local	#				
2	Meal, sack lunches (per individual)	Local	#				
3	Meal, hot dinner (per individual)	Local	#				
4	MRE's (12 per box)	001842	BX				
5	Fruit (how many/kind)	Local	#				
6	Gatorade, on ice for fire camp only (ICE NO ICE)	Local	CS				
7	Cubees (with drinking water) (5 gallons)	000048	EA				
8	Coffee (5 gallons)	Local	Gal				
9	Ice (BLOCK CRUSHED)	Local	#				
10	Cup, paper, coffee	000465	EA				
11	Mess gear - 25 person 1 day, 60 plates, cups, bowls, utensils	000135	KT				
12	Table, Folding	002698	EA				
13	Chair, Folding, Metal	002047	EA				
14	Wash basin (1 basin for 5 people)	000027	EA				
15	Soap	Local	EA				
16	Towel, Waterless	000206	EA				
17	Bath Towels	001038	BX				
18	Toilet Paper	000142	RO				
19	Port – A – Toilets (1 toilet for 8 people, service daily)	Local	EA				
20	Sleeping bags (0022 Green Mummy) (1062 Blue Disposable)	000022 001062	EA				
21	Pad, sleeping, gray	001566	EA				
22	Tent, 2 person	000077	EA				
23	Fly, Plastic, Tent, 16' x 24', w/10 guy ropes (May also need #'s 26, 27 & 28)	000070	EA				
24	Fly, Sunscreen, 20' x 20', w/guy ropes	006131	EA				
25	Pole, ridge, 16'	000089	EA				
26	Pole, upright, adjustable	000083	EA				
27	Stakes, tent, metal	000825	EA				
28	Sheeting, plastic, clear 16' x 100'	000143	RO				
29	Sheeting, plastic, black, 20' x 100'	000144	RO				
30	Batteries, AA (order by package) (24 per package)	000030	PG				
31	Cord, nylon shroud (parachute)	000533	FT				
32	Flagging, ribbon (specify color and/or wording below)	***	RO				

Order Numbers							
	Camp/ Spike Items (continued from page 1)	NFES	UI	Qty	S#	Qty	S#
33	Tape, filament, 1" x 60 yd	000222	RO				
34	Lightstick, chemical, 12 hour (3009 green) (3007 red)	003009 003007	BX				
35	Lip Balm, individual	001087	TU				
36	Moleskin, 3 – 3/8" x 7"	001134	PG				
37	Foot Powder, 1 ½ oz can	001117	CN				
38	Garbage bags, 30 gallon	000021	BX				
39	Dumpster, Garbage (30 yard or 60 yard)	Local	EA				
40	Fuel Truck, Gas/Diesel, 1000 gal. (staying on fire or fill and leave)	Local	EA				
Tactical Support Items		NFES	UI				
41	Pump Kit, portable fire, Mark III (Pump and Kit) (order fuel separately)	000870	KT				
42	Pump Kit, lightweight, 25 – 45 GPM (Pump and Kit) (order fuel separately)	000670	KT				
43	Mop-up Kit, lateral line, 3 - wand	000772	KT				
44	Hose, cotton-synthetic, 1 ½" (100' length)	001239	LG				
45	Hose, cotton-synthetic, 1" (100' length)	001238	LG				
46	Hose, suction (draft hose) (1 ½" or 2") pump specific	***	EA				
47	Hose, garden, synthetic ¾" (50' length)	001016	LG				
48	Valve, gated wye, 1 ½"	000231	EA				
49	Valve, gated wye, 1"	000259	EA				
50	Valve, wye, shut off, ¾"	000272	EA				
51	Valve, shut off, ¾"	000738	EA				
52	Valve, foot (1½" or 2")	***	EA				
53	Nozzle, 1 ½", plastic	000137	EA				
54	Nozzle, 1", plastic	000138	EA				
55	Nozzle, twin tip, combination (forester)	000024	EA				
56	Nozzle, garden hose, 3/4", brass	000136	EA				
57	Reducer, 1 ½" to 1"	000010	EA				
58	Reducer, 1" to ¾"	000733	EA				
59	Coupling, double female 1 1/2"	000855	EA				
60	Coupling, double female 1"	000710	EA				
61	Coupling, double male 1 ½"	000856	EA				
62	Coupling, double male 1"	000916	EA				
63	Clamp, hose – 10" long	000046	EA				
64	Backpack pump	001149	EA				
65	Shovel	000171	EA				
66	Pulaski	000146	EA				
67	McLeod	000296	EA				
68	Combination tool	001180	EA				
69	Fusee, signal device (72 per box)	000105	BX				
70	Drip torch	000241	EA				
71	Earplugs, foam (pair)	001027	PG				
72	Glove, leather, forest worker – Extra Small	001293	PR				
72	Glove, leather, forest worker - Small	001294	PR				
72	Glove, leather, forest worker - Medium	001295	PR				
72	Glove, leather, forest worker - Large	001296	PR				
72	Glove, leather, forest worker – Extra Large	001297	PR				
73	Headlamp	000713	EA				
74	Chain Saw Kit (order fuel separately)	000340	KT				
Order Numbers							

[illegible]



## Appendix C: Logistics Toolbox

### SAMPLE/TYPE 3 FORMS KIT

NFES #	DESCRIPTION / UNIT OF ISSUE / QTY	
000362	<b>CATALOG,</b> 1 NWCG NFES Part 1 and 2, (2004)	BK
000403	<b>FORM, CA-1,</b> 5 Employees Notice of Injury & Claim for Cont of	SE
000420	<b>FORM, OF-304,</b> 2 Emergency Equipment Fuel and Oil Issue, (7/90)	PD
000775	<b>CALENDAR,</b> 1 8 7/8" x 11 5/8"	EA
000866	<b>FORM, OF-288,</b> 1 Emergency Firefighter Time Report, (3/83)	PG
000872	<b>FORM, OF-297,</b> 5 Emergency Equipment Shift Ticket, (7/90)	PD
000891	<b>FORM, SF-261,</b> 5 Crew Time Report, (5/78)	BK
001333	<b>FORM, ICS-209,</b> 1 CD-ROM, Incident Status Summary, (6/03)	EA
001336	<b>FORM, ICS-213,</b> 1 General Message, (1/79)	PG
001352	<b>SORTER,</b> 2 card, "T"	EA
001470	<b>FORM, ICS260-1,</b> 1 Resource Order, 4-part set (7/87)	PG
001471	<b>FORM, ICS-260-2,</b> 1 Resource Order, Cont, 4-part set (7/87)	PG
002160	<b>HANDBOOK, PMS902-1</b> 1 I/A Incident Business Mgmt (2004) binder w/all	EA
7000	<b>FORM</b>	EA
7001	1 Instruction or Inventory for Kits	
007008	<b>FORM,</b> 5 IC-1, notice of injury & claims, state	EA
007010	<b>GUIDE,</b> 1 fire cache user's	EA
007022	<b>BOX,</b> 1 shipping, 16"x16"x16"	EA
007139	<b>FORM,</b> 1 fire serv.org.rate book "pink book"	EA
101350	<b>FORM,</b> 10 STATUS CARD EQUIP/TASK FORCES ICS 219-	EA
101353	<b>FORM,</b> 10 DEMOBILIZATION, CHECKOUT	EA
101472	<b>FORM,</b> 20 OF-316, INTERAGENCY INCIDENT WAYBILL	EA
101473	<b>FORM,</b> 20 OF-316-A, INTERAGENCY INCIDENT WAYBILL, CONT.	EA
101576	<b>FORM,</b> 10 INCIDENT PERSONNEL RATING, ICS-225, 3-PART SE	EA

## Appendix C: Logistics Toolbox

101577	<b>FORM,</b> 10 CREW PERFORMANCE RATING, ICS-224, 3 PART SE	EA
100862	<b>FORM,</b> 10 EMERGENCY EQUIPMENT RENTAL AGREEMENT, OF-294	EA
100863	<b>FORM,</b> 20 EMERGENCY EQUIPMENT USE INVOICE, OF-286	EA
101286	<b>FORM,</b> 20 OF-315A, INCIDENT REPLACEMENT REQUISITION, CONT	EA
101300	<b>FORM,</b> 20 OF-315, INCIDENT REPLACEMENT REQUISITION	EA
101325	<b>FORM,</b> 10 INCIDENT BRIEFIN, ICS-201	EA
101326	<b>FORM,</b> 10 INCIDENT OBJECTIVES	EA
101330	<b>FORM,</b> 10 INCIDENT RADIO COMM. PLAN ICS-205	EA
101333	<b>FORM,</b> 10 INCIDENT STATUS SUMMARY ICS-209	EA
101335	<b>FORM,</b> 10 CHECK-IN LIST, ICS-211 (1/99)	EA
101337	<b>FORM,</b> 10 UNIT LOG, ICS-214 (5/80)	EA
101338	<b>FORM,</b> 10 OPERATIONAL PLANNING WORKSHEET	EA
101340	<b>FORM,</b> 10 RADIO FREQUENCY ASSIGNMENT	EA
101342	<b>FORM,</b> 10 RESOURCE STATUS CARD, LABEL, ICS-219-2	EA
101344	<b>FORM,</b> 10 RESOURCE STATUS CARD, CREW ICS 219-2	EA
101345	<b>FORM,</b> 10 RESOURCE STATUS CARD, ENGINES ICS-219-3	EA
101346	<b>FORM,</b> 10 RESOURCE CARD STATUS, HELICOPTER ICS-219-4	EA
101347	<b>FORM,</b> 10 RESOURCE STATUS CARD, PERSONNEL ICS-219-5	EA
101348	<b>FORM,</b> 10 RESOURCE STATUS CARD, AIRCRAFT ICS 219-6	EA
101349	<b>FORM,</b> 10 RESOURCE STATUS CARD, DOZERS, ICS 219-7 <b>BOOK,</b> 1 PHONE (LOCAL)	EA