



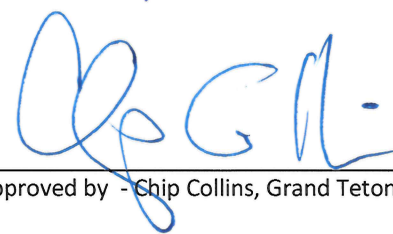
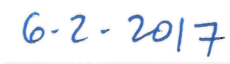


# Teton Interagency Fire



## Staffing Plan



June 2017

	
Prepared by – Michael Johnston Bridger-Teton NF Forest AFMO	Date
	
Approved by – Chip Collins, Grand Teton NP Fire Management Officer	Date
	
Approved by – Tobin Kelley, Bridger-Teton NF Fire Staff Officer	Date

# Contents

<b>I.</b>	<b><i>Introduction</i></b> .....	<b>2</b>
	A. Purpose.....	2
	B. Definitions.....	2
	C. Policy and Guidance .....	3
	D. Scope and Interagency Collaboration .....	4
<b>II.</b>	<b><i>Staffing Levels</i></b> .....	<b>4</b>
	A. Staffing Index .....	4
	B. Determination of Staffing Levels.....	4
<b>III.</b>	<b><i>Draw-Down</i></b> .....	<b>7</b>
	A. Factors Affecting Draw-down .....	7
	B. Determination of Draw-down Levels.....	8
	C. Teton Area Draw-down Levels.....	8
	D. Draw-down Actions.....	8
	TABLE 2: Staffing Level Actions.....	9
<b>IV.</b>	<b><i>Initial Response Plan</i></b> .....	<b>7</b>
	A. Teton FDRA.....	7
	B. Wind FDRA .....	8
	C. Wyoming FDRA .....	8

# Teton Interagency Fire

---

## *Staffing Plan*

### ***I. Introduction***

#### **A. Purpose**

This Staffing Plan is intended to provide day-to-day guidance for decisions regarding the “degree of readiness” of fire management resources. The staffing plan is designed to address both Initial Attack readiness and to ensure resources are also available to staff fires that may be managed for resource benefits. The Staffing Level (SL) is used as a basis to make daily internal fire operations decisions affecting our agency personnel. At each SL, this plan identifies:

- Daily staffing
- Draw-down levels
- Step-up actions

This Plan will function most effectively when decisions are made in preparation for escalating fire danger and potential fire activity. Waiting until the day of a critical event during extreme fire danger will prove this plan ineffective.

#### **B. Definitions**

##### **1. Staffing Index**

The Staffing Index is the selection of an NFDRS output (ERC, BI, IC, SC) to provide the basis to calculate the Staffing Level.

##### **2. Staffing Level**

Staffing Level is the bottom line of fire-danger rating and can be thought of as a “readiness” level. Staffing Levels are expressed as numeric values where 1 represents the low end of the fire danger continuum and 5 at the high end.

Staffing Level is intended to provide fire managers with day-to-day (short-term) decision support regarding staffing of resources. Staffing Level can be used to determine when additional workforce and resources may be necessary to ensure appropriate staffing in response to escalating fire danger.

This plan uses Energy Release Component to inform daily staffing levels with 6 classes identified (See Figure 2). Staffing levels are elevated one level when high risk triggers are predicted such as a Haines Index of 5 or more, high winds predicted or high potential for lightning.

3. Preparedness Level

Preparedness Levels often get confused with Staffing Levels. Staffing Levels are intended to help with **short-term** decisions, while Preparedness Levels incorporate stable variables to help with **long-term** decisions, such as the need to request severity funding or activation of public-use restrictions.

4. Step-up Plan

A Step-up Plan includes supplemental staffing actions designed to enhance the unit's fire management capability during short periods (usually one burn period in anticipation of wind events, dry cold fronts, and lightning events) where normal staffing cannot foreseeably meet initial attack, prevention, or detection needs.

The Teton Area does not have a formal step up plan. We incorporate "step up" actions into our staffing plan as identified below, Figure 2.

5. Draw-Down Level

"Draw-Down" is the degree of response capabilities of an agency due to the impact of fire management activity within their home jurisdiction and/or their commitment of resources to the mutual aid system for incident response outside of their jurisdiction. Draw-down is expressed as either (1) the predetermined number/type of wildland fire resources, or (2) the percentage of remaining capacity of wildland fire resources that are required to maintain viable initial response capability.

C. Policy and Guidance

Policy and guidance regarding the development of Staffing Plans can be found in chapter 10 of the [\*Interagency Standards for Fire & Fire Aviation Operations\*](#) (Red Book).

Interagency guidance requires numerous unit plans and guides in order to meet fire preparedness and wildfire response objectives. Some of these plans and guides are inter-related; one or more plans/guides provide the basis for other plans/guides. The Staffing Plan is an operational plan tiered from the Fire Danger Operating Plan as shown below:



Figure 1. Fire Management Plan

#### D. Scope and Interagency Collaboration

Decisions executed from this plan apply specifically to the Teton Interagency Fire Planning Unit within the boundaries of the Teton Interagency Fire Danger Operating Plan. Recognizing that many factors affecting local staffing are based upon interagency procedures, this document addresses draw-down considerations for the entire interagency program.

## II. Staffing Levels

Staffing Levels can be derived directly from the Weather Information Management System (WIMS), or preferably, from an analysis of historical weather observations and fire occurrence data using the FireFamilyPlus software to determine fire business thresholds.

#### A. Staffing Index

This plan is based upon the following Staffing Index: Energy Release Component (ERC)

#### B. Determination of Staffing Levels

In order to help determine the local staffing level we have developed the following worksheet. Our fire planning area is fire start dependent meaning that we can be very warm and dry for extended periods and not necessarily have fire problems. Lightning and escaped campfire starts are the two leading causes of wildland fires locally. The following worksheet was developed with this in mind. High risk triggers will be defined by the Great Basin Predictive Services 7 day outlook product for our Predictive Services Area (PSA).

# Local Staffing Plan Worksheet

Energy Release Component Model G (FDRA Teton) Model G (FDRA Wind) Model G (FDRA Wyoming)	(0-14) (0-17) (0-15)	(15-31) (18-31) (16-33)	(32-45) (32-49) (34-47)	(46-60) (50-62) (48-61)	(61-67) (63-69) (62-69)	(68+) (70+) (70+)
High Risk Triggers (Y/N) Defined by GB 7 Day Outlook If Yes, then bump up one level for final staffing level.	N or Y ↓ ↘	N or Y ↓ ↘	N or Y ↓ ↘	N or Y [Redacted]	N or Y ↓ ↘	N or Y ↓
Staffing/Dispatch Level	I	II	III Lo	III Hi	IV	V

Figure 2. Local Staffing Plan Worksheet

Fire managers will maintain the discretion to increase staffing level based on other high risk factors such as July 4<sup>th</sup> activities, Boy Scout functions, Pioneer days, arson issues and hunting season.

## III. Draw-Down

Draw-down is the predetermined number and type of resources that are required to maintain viable initial response capability at either the local or geographic area. Drawdown resources are considered unavailable outside the local or geographic area for which they have been identified. Drawdown is intended to:

- Ensure adequate fire management capability for local and/or geographic area managers; and
- Enable sound planning and preparedness at all management levels.

### A. Factors Affecting Draw Down

Draw-down is dynamic; the various factors affecting staffing and resource commitment/availability can change.

#### 1. Unit Size

The size of an agency has a direct impact on its ability to manage its drawdown status. The deeper resource pool allows more flexibility for maintaining adequate coverage within the home jurisdiction. Agencies of medium to smaller size can be challenged to maintain geographical coverage at times of increased wildland fire activity. In the case of some smaller agencies, a single resource committed to an incident can result in extreme drawdown and challenge their ability to meet their basic jurisdictional coverage responsibilities.

The Teton Interagency Fire Planning Unit covers a large area encompassing nearly 4 million acres. Between Grand Teton National Park and the Bridger-Teton National Forest, there are 3 Type 6 engines, 3 Type 4 engines, 1 Type 3 engine, 2 Type 3

Helicopters plus modules and 1 Fire Module. For a relatively large fire management unit, there are few resources to cover fire response for this area. This staffing plan is designed to take that into account to ensure adequate staffing for all situations.

## 2. 5-day Versus 7-day Resource Staffing

Teton Interagency Fire staffs each resource with enough personnel to maintain 7 day staffing through the majority of the fire season. FMO's discuss the need to go to 7 day coverage on weekly coordination calls. Typically, 7 day staffing schedules commence shortly after all training is completed by mid to late June and consistently before the 4<sup>th</sup> of July activities begin. Similarly, in the late summer or fall, FMO's will make the decision to go back to 5 day staffing based on the waning fire potential as well as the lack of personnel due to folks returning to school and such. Regardless of the staffing schedules, the expectation is that the minimum draw down levels will be maintained throughout the fire season

Staffing Levels have a direct effect on the ability to send pre-determined resources to wildland fires. Even under normal threat levels, a fairly routine call for service can deplete the availability of a unit's resources and result in a degree of drawdown. If an incident becomes prolonged or requires the commitment of resources beyond the initial response, then agencies capabilities can be affected.

### B. Determination of Draw Down Levels

Local drawdown is established by the local units and implemented by the local interagency dispatch office. The local dispatch office will notify the Geographic Area Coordination Center (GACC) of local drawdown decisions and actions.

### C. Teton Interagency Fire Draw-down Levels

Unit/FDRA	SL 1	SL 2	SL3Lo	SL3HI	SL4	SL5
TIF Resources	0* Helicopters 0 WFM	1 T3 Helicopter 0 WFM	1 T3 Helicopter 0 WFM	1 T3 Helicopter 0 WFM	2 T3 Helicopter 1 WFM or T2IA Handcrew	2 T3 Helicopter 1 WFM or T2IA Handcrew
Teton	1 engine any type	1 engine any type	1 engine any type	1 engine any type	2 engines any type	2 engines any type
Wind	0 engine	0 engine	1 engine any type	1 engine any type	1 engine any type	1 engine any type
Wyoming	1 engine any type	1 engine any type	1 engine any type	1 engine any type	2 engines any type	3 engines any type
Total Engines*	2	2	3	4	5	6

\*Usually 1 helicopter will be maintained on unit during the fire season but at SL 1, the staffing plan allows flexibility for the period where we do not have helicopters on contract and/or to allow both helicopters to go off unit.

\*\*Engine coverage between zones will be coordinated so that the total engine needs are met.

Draw-down levels are to be managed between the FDRA's to meet the total resources needed at the Unit level. Any deviations need to be approved by the Unit Duty Officer(s). There will be circumstances when deviations from the staffing plan will occur such as occasions when the unit experiences multiple fire starts and/or when a fire exceeds initial attack capabilities. In these situations, FMO's will coordinate to ensure relief resources are ordered as needed. Additionally, local counties and adjacent federal land management units can be utilized to enhance staffing. When resources are in high demand, certain situations may dictate the need to allow for additional flexibility in our staffing plan where some of the identified drawdown levels may be met by sharing resources between units and fires. This should only be used as a temporary fix to meet staffing needs



## Staffing Level Actions

STAFFING LEVEL I	
MANAGEMENT	
Management Recommendations	Responsibility
A. Ensure staffing levels are adequate	Unit/Zone Duty Officer
B. Morning check-in and status of all resources	Teton Dispatch
C. Fire Weather and Fire Danger Broadcast	Teton Dispatch
D. Fire Cache Manager M-F, on call schedule for weekends	Fire Staff
E. Forest Supervisor, Park Superintendent and District Rangers (or acting) identified and transmitted to Dispatch	Forest Supervisor, Park Superintendent
INITIAL ATTACK RESOURCES	
Management Recommendations	Responsibility
A. Maintain <b>2 hour Getaway for engines</b>	Unit/Zone Duty Officer
B. Maintain 2 engines for dispatch zone	Unit/Zone Duty Officer
C. Unit DO's required for Forest and Park.	Unit Duty Officer
D. Duty Officer per zone on Forest is optional, Responsibilities default to Forest DO if no Zone DO is identified. Can combine Zone DO's,	Unit/Zone Duty Officer

STAFFING LEVEL II	
MANAGEMENT	
Management Recommendations	Responsibility
A. Continue as in Staffing Level I	
B. Air Patrol following lightning activity as appropriate	Unit/Zone Duty Officer
C. Consider increased staffing during periods of high recreation use	Unit/Zone Duty Officer
D. Consider staffing of aviation desk daily and/or second Initial Attack Dispatcher	TIDC Manager
INITIAL ATTACK RESOURCES	
Management Recommendations	Responsibility
A. Continue as in Staffing Level I ( <b>30 Minute Getaway</b> )	
B. Maintain 2 engines for dispatch zone	Unit/Zone Duty Officer
C. Maintain 1 Helicopter per Forest/ Park	Unit Duty Officer
D. Unit DO's required for Forest and Park.	Unit Duty Officer
E. Duty Officer per zone on Forest is optional, Responsibilities default to Forest DO if no Zone DO is identified. Can combine Zone DO's,	Unit/Zone Duty Officer

STAFFING LEVEL III Low	
MANAGEMENT	
Management Recommendations	Responsibility
A. Continue as in Staffing Levels I & II	
B. Consider: 7 day/staffing of fire cache Increased IA Capability Extended staffing of IA resources	Unit/Zone Duty Officer
C. Consider staffing of TIDC Aviation desk daily, or second Initial Attack Dispatcher	TIDC Center Manager
D. Evaluate crew and staff fatigue to determine if work/rest guidelines are met	Unit/Zone Duty Officer Agency Administrators
E. Consider order/assignment of dedicated Aviation Officer	Unit Duty Officer
INITIAL ATTACK RESOURCES	
Management Recommendations	Responsibility
A. Continue as in Staffing Levels I & II ( <b>15 Minute Getaway</b> )	
B. Maintain 3 engines for dispatch zone	Unit/Zone Duty Officer
C. Maintain 1 Helicopter (IA Ready) per Forest/Park	Unit/Zone Duty Officer
D. Coordinate with adjoining agencies on available resources	Unit Duty Officer
E. Unit DO's required for Forest and Park.	Unit Duty Officer
F. Zone DO's required, can combine Zone DO's,	Unit/Zone Duty Officer

STAFFING LEVEL III High	
MANAGEMENT	
Management Recommendations	Responsibility
F. Continue as in Staffing Levels I, II & 3 Lo	
G. Consider: 7 day/staffing of fire cache Increased IA Capability Extended staffing of IA resources Need for severity funding	Unit/Zone Duty Officer
H. Consider staffing of TIDC Aviation desk daily, or second Initial Attack Dispatcher	TIDC Center Manager
I. Consider and coordinate with other agencies the need for fire restrictions	Unit Duty Officer
J. Consider order/assignment of dedicated Aviation Officer	Unit Duty Officer
INITIAL ATTACK RESOURCES	
Management Recommendations	Responsibility
G. Continue as in Staffing Levels I, II & 3 Lo ( <b>15 Minute Getaway</b> )	
H. Consider ICT3 available on 2 hour call for Park and Forest in addition to Type 3 team.	Unit Duty Officer
I. Maintain 4 engines for dispatch zone	Unit/Zone Duty Officer
J. Unit DO's required for Forest and Park.	Unit Duty Officer
K. Zone DO's required, can combine Zone DO's,	Unit/Zone Duty Officer

STAFFING LEVEL IV	
MANAGEMENT	
Management Recommendations	Responsibility
K. Continue as in Staffing Levels I, II, & III	
L. Expand support functions as appropriate	Unit Duty Officer
M. TIDC Aviation desk staffed daily, consider 2 Fire Dispatchers on daily	TIDC Center Manager
N. Maintain dedicated Aviation Officer	Unit Duty Officer
O. Maintain 2 ICT3's for dispatch zone	Unit Duty Officers
P. Consider prepositioning resources near critical habitat and other highly valued resources.	Unit/Zone Duty Officer
INITIAL ATTACK RESOURCES	
Management Recommendations	Responsibility
A. Continue as in Staffing Levels I, II, & III (15 Minute Getaway)	
B. Maintain 5 engines for dispatch zone	Unit/Zone Duty Officer
C. Maintain 2 Helicopters (IA ready) per Forest/Park	Unit Duty Officer
D. Consider preposition Air Attack and aircraft	Unit Duty Officer
E. Maintain Type 2 Handcrew and/or Wildland Fire Module	Unit Duty Officer
F. Consider pre-positioning of additional hand crews, and overhead	Unit Duty Officer
G. Unit DO's required for Forest and Park.	Unit Duty Officer
H. Zone DO's required, can combine Zone DO's,	Unit/Zone Duty Officer

STAFFING LEVEL V	
MANAGEMENT	
Management Recommendations	Responsibility
A. Continue as in Preparedness Levels I, II, III, & IV	
B. Staff two Initial Attack Dispatchers	TIDC Center Manager
INITIAL ATTACK RESOURCES	
Management Recommendations	Responsibility
A. Continue as in Staffing Levels I - IV (15 Minute Getaway)	
B. Consider 2 Duty Officers per zone	Unit Duty Officer
C. Mobilize Teton Crew, pre-position as needed	Unit Duty Officer
D. Unit DO's required for Forest and Park.	Unit Duty Officer
E. Dedicated Zone DO's required.	Unit/Zone Duty Officer

## Initial Response Plan (Run Cards)

*Note: Run cards are considered guidelines for initial response actions. Dispatchers will use the default response when a duty officer is not easily reachable as the intent is to attempt to call the duty officer first.*

### Teton FDRA – 2017 Run Card

#### Wilderness/Backcountry Unit Response Area

📞 ✈ Dispatch closest resources: 📞 FIRE ALERT TONE

STAFFING LEVEL					
1	2	3		4	5
1	2	3 Low	3 High	4	5
<b>GO!</b>	<b>GO!</b>	<b>GO!</b>	<b>GO!</b>	<b>GO!</b>	<b>GO!</b>
Closest ground resource if no DO available	Closest ground resource if no DO available	Helicopter or Aerial Recon	Helicopter or Aerial Recon	Helicopter or Aerial Recon	Helicopter or Aerial Recon
<b>MAKE NOTIFICATIONS!</b>	<b>MAKE NOTIFICATIONS!</b>	<b>MAKE NOTIFICATIONS!</b>	<b>MAKE NOTIFICATIONS!</b>	<b>MAKE NOTIFICATIONS!</b>	<b>MAKE NOTIFICATIONS!</b>
<b>PUT ON STBY.</b>	<b>PUT ON STBY.</b>	<b>PUT ON STBY.</b>	<b>PUT ON STBY.</b>	<b>PUT ON STBY.</b> Closest Engine ICT 4	<b>PUT ON STBY.</b> Closest Engine ICT 4
<b>AVAIL. OF?</b> Helicopter or Aerial Recon	<b>AVAIL. OF?</b> Helicopter or Aerial Recon	<b>AVAIL. OF?</b> Teton Fire Module Smokejumpers	<b>AVAIL. OF?</b> Closest Engine Teton Fire Module Smokejumpers SOPL	<b>AVAIL. OF?</b> 2 <sup>nd</sup> Engine Teton Fire Module Type 2 Crew Smokejumpers SOPL	<b>AVAIL. OF?</b> 2 <sup>nd</sup> Engine Teton Fire Module Type 2 Crew Smokejumpers SOPL ICT3

#### General Forest/Conditional Unit Response Area

📞 ✈ Dispatch closest resources: 📞 FIRE ALERT TONE

STAFFING LEVEL					
1	2	3 Low	3 High	4	5
✓ with County Sheriff's Office for Burn Permits	✓ with County Sheriff's Office for Burn Permits				
<b>GO!</b>	<b>GO!</b>	<b>GO!</b>	<b>GO!</b>	<b>GO!</b>	<b>GO!</b>
Closest ground resource if no DO available	Closest Engine	Closest Engine Helicopter	Closest Engine Helicopter	2 Closest Engines Helicopter ICT 4	2 Closest engines Helicopter ICT 4
<b>MAKE NOTIFICATIONS!</b>	<b>MAKE NOTIFICATIONS!</b>	<b>MAKE NOTIFICATIONS!</b>	<b>MAKE NOTIFICATIONS!</b>	<b>MAKE NOTIFICATIONS!</b>	<b>MAKE NOTIFICATIONS!</b>
<b>PUT ON STBY.</b>	<b>PUT ON STBY.</b>	<b>PUT ON STBY.</b>	<b>PUT ON STBY.</b> 2 <sup>ND</sup> Engine	<b>PUT ON STBY.</b> ICT3 2 <sup>nd</sup> Helicopter Teton Fire Module	<b>PUT ON STBY.</b> 2 <sup>nd</sup> Helicopter 3 <sup>rd</sup> Engine ICT 3 Type 2 Crew or Teton Fire Module
<b>AVAIL. OF?</b> Helicopter or Aerial Recon	<b>AVAIL. OF?</b> Helicopter or Aerial Recon	<b>AVAIL. OF?</b> Teton Fire Module	<b>AVAIL. OF?</b> Teton Fire Module ICT3 2 <sup>nd</sup> Helicopter Smokejumpers	<b>AVAIL. OF?</b> 3 <sup>rd</sup> Helicopter, High Performance. 3 <sup>rd</sup> Engine Type 2 Crew Smokejumpers Airtanker	<b>AVAIL. OF?</b> 2 <sup>nd</sup> Crew 3 <sup>rd</sup> Helicopter, High Performance. Smokejumpers Airtanker

## Protection Unit Response Area

📢 🚒 Dispatch closest resources: 📢 FIRE ALERT TONE

STAFFING LEVEL					
1	2	3 Low	3 High	4	5
✓ with County Sheriff's Office for Burn Permits	✓ with County Sheriff's Office for Burn Permits				
<b>GO!</b>	<b>GO!</b>	<b>GO!</b>	<b>GO!</b>	<b>GO!</b>	<b>GO!</b>
Closest Engine	Closest Engine Closest Helicopter	Closest Engine Closest Helicopter	2 closest engines Helicopter *Ensure at least 1 ICT4 is responding w/IA*	2 closest engines Helicopter *Ensure at least 1 ICT4 is responding w/IA* Teton Co. engine	1 Helicopter 2 closest engines ICT3 Teton Co. engine Closest crew (Teton Fire Module or Type II crew)
<b>MAKE NOTIFICATIONS!</b>	<b>MAKE NOTIFICATIONS!</b>	<b>MAKE NOTIFICATIONS!</b>	<b>MAKE NOTIFICATIONS!</b>	<b>MAKE NOTIFICATIONS!</b>	<b>MAKE NOTIFICATIONS!</b>
<b>PUT ON STBY.</b>	<b>PUT ON STBY.</b>	<b>PUT ON STBY.</b>	<b>PUT ON STBY.</b> 3 <sup>rd</sup> Engine 2 <sup>nd</sup> Helicopter Teton Fire Module	<b>PUT ON STBY.</b> ICT3 4 <sup>th</sup> Engine 2 <sup>nd</sup> Helicopter Teton Fire Module	<b>PUT ON STBY.</b> 4 <sup>th</sup> Engine 2 <sup>nd</sup> Local Crew
<b>AVAIL. OF?</b> Helicopter	<b>AVAIL. OF?</b> 2 <sup>nd</sup> Helicopter 2 <sup>nd</sup> Engine	<b>AVAIL. OF?</b> 2 <sup>nd</sup> Helicopter 2 <sup>nd</sup> Engine	<b>AVAIL. OF?</b> ICT3	<b>AVAIL. OF?</b> 3 <sup>rd</sup> Helicopter, High Performance. Type 2 Crew Smokejumpers Airtanker	<b>AVAIL. OF?</b> 3 <sup>rd</sup> Helicopter, High Performance. Smokejumpers Airtanker

## Wind FDRA – 2017 Run Card

## Wilderness Response Area

📢 🚒 Dispatch closest resources: 📢 FIRE ALERT TONE

STAFFING LEVEL					
1	2	3 Low	3 High	4	5
<b>GO!</b>	<b>GO!</b>	<b>GO!</b>	<b>GO!</b>	<b>GO!</b>	<b>GO!</b>
			Closest Engine  Helicopter or Aerial Recon	Closest Engine  Helicopter or Aerial Recon	Closest Engine  Helicopter or Aerial Recon
<b>MAKE NOTIFICATIONS!</b>	<b>MAKE NOTIFICATIONS!</b>	<b>MAKE NOTIFICATIONS!</b>	<b>MAKE NOTIFICATIONS!</b>	<b>MAKE NOTIFICATIONS!</b>	<b>MAKE NOTIFICATIONS!</b>
<b>PUT ON STBY.</b>	<b>PUT ON STBY.</b>	<b>PUT ON STBY.</b>	<b>PUT ON STBY.</b>	<b>PUT ON STBY.</b> Fire Monitor	<b>PUT ON STBY.</b> Fire Monitor
<b>AVAIL. OF?</b> Fire Use Mgr Helicopter or Aerial Recon	<b>AVAIL. OF?</b> Fire Use Mgr Helicopter or Aerial Recon	<b>AVAIL. OF?</b>	<b>AVAIL. OF?</b> Fire Use Mgr Teton Fire Module Smokejumpers	<b>AVAIL. OF?</b> Fire Use Mgr 2 <sup>nd</sup> Engine Teton Fire Module Type 2 Crew Smokejumpers	<b>AVAIL. OF?</b> Fire Use Mgr 2 <sup>nd</sup> Engine Teton Fire Module Type 2 Crew Smokejumpers Airtanker

## General Forest Response Area

📢 🚒 Dispatch closest resources: 📢 FIRE ALERT TONE

STAFFING LEVEL					
1	2	3 Low	3 High	4	5
✓ with County Sheriff's Office for Burn Permits	✓ with County Sheriff's Office for Burn Permits				
<b>GO!</b>	<b>GO!</b>	<b>GO!</b>	<b>GO!</b>	<b>GO!</b>	<b>GO!</b>
Closest Engine	Closest Engine	Closest Engine	Closest Engine Helicopter	2 Closest Engines Helicopter	2 Closest Engines Helicopter
<b>MAKE NOTIFICATIONS!</b>	<b>MAKE NOTIFICATIONS!</b>	<b>MAKE NOTIFICATIONS!</b>	<b>MAKE NOTIFICATIONS!</b>	<b>MAKE NOTIFICATIONS!</b>	<b>MAKE NOTIFICATIONS!</b>
<b>PUT ON STBY.</b>	<b>PUT ON STBY.</b>	<b>PUT ON STBY.</b>	<b>PUT ON STBY.</b> 2 <sup>ND</sup> Engine Teton Fire Module ICT3	<b>PUT ON STBY.</b> 3 <sup>rd</sup> Engine Fire Monitor Teton Fire Module ICT3	<b>PUT ON STBY.</b> 3 <sup>rd</sup> Engine Fire Monitor Teton Fire Module
<b>AVAIL. OF?</b> Fire Monitors	<b>AVAIL. OF?</b> Fire Monitor Helicopter	<b>AVAIL. OF?</b>	<b>AVAIL. OF?</b> 3 <sup>rd</sup> Engine 2 <sup>nd</sup> Helicopter Fire Monitor Smokejumpers	<b>AVAIL. OF?</b> 3 <sup>rd</sup> Engine 2 <sup>nd</sup> Helicopter Type 2 Crew Smokejumpers	<b>AVAIL. OF?</b> 2 <sup>nd</sup> Helicopter Type 2 Crew Smokejumpers Airtanker

## Protection Response Area

📢 🚒 Dispatch closest resources: 📢 FIRE ALERT TONE

STAFFING LEVEL					
1	2	3 Low	3 High	4	5
✓ with County Sheriff's Office for Burn Permits	✓ with County Sheriff's Office for Burn Permits				
<b>GO!</b>	<b>GO!</b>	<b>GO!</b>	<b>GO!</b>	<b>GO!</b>	<b>GO!</b>
Closest Engine	Closest Engine Helicopter with ICT4	Closest Engine	2 Closest Engines Helicopter ICT4	2 Closest Engines Helicopter ICT3	2 Closest Engines Helicopter 3 <sup>rd</sup> Engine (Sublette CO.) Teton Fire Module
<b>MAKE NOTIFICATIONS!</b>	<b>MAKE NOTIFICATIONS!</b>	<b>MAKE NOTIFICATIONS!</b>	<b>MAKE NOTIFICATIONS!</b>	<b>MAKE NOTIFICATIONS!</b>	<b>MAKE NOTIFICATIONS!</b>
<b>PUT ON STBY.</b>	<b>PUT ON STBY.</b>	<b>PUT ON STBY.</b>	<b>PUT ON STBY.</b> 3 <sup>rd</sup> Engine 2 <sup>nd</sup> Helicopter Teton Fire Module	<b>PUT ON STBY.</b> 3 <sup>rd</sup> Engine 2 <sup>nd</sup> Helicopter Teton Fire Module	<b>PUT ON STBY.</b> Type 2 Crew
<b>AVAIL. OF?</b> Helicopter with ICT4	<b>AVAIL. OF?</b> 2 <sup>nd</sup> Helicopter E-671 <u>or</u> E-471	<b>AVAIL. OF?</b>	<b>AVAIL. OF?</b> 4 <sup>th</sup> Engine ICT3 Type 2 Crew Smokejumpers	<b>AVAIL. OF?</b> Fire Monitors Type 2 Crew Smokejumpers Airtanker	<b>AVAIL. OF?</b> Fire Monitors Smokejumpers

## Wyoming FDRA – 2017 Run Card

### General Forest Response Area

📢 🚒 Dispatch closest resources: 📢 FIRE ALERT TONE

STAFFING LEVEL					
1	2	3 Low	3 High	4	5
✓ with County Sheriff's Office for Burn Permits	✓ with County Sheriff's Office for Burn Permits				
<b>GO!</b>	<b>GO!</b>	<b>GO!</b>	<b>GO!</b>	<b>GO!</b>	<b>GO!</b>
Closest Engine	Closest Engine	Closest Engine	Closest Engine Helicopter	2 Closest Engine Helicopter	3 Closest Engines Helicopter
<b>MAKE NOTIFICATIONS!</b>	<b>MAKE NOTIFICATIONS!</b>	<b>MAKE NOTIFICATIONS!</b>	<b>MAKE NOTIFICATIONS!</b>	<b>MAKE NOTIFICATIONS!</b>	<b>MAKE NOTIFICATIONS!</b>
<b>PUT ON STBY.</b>	<b>PUT ON STBY.</b>	<b>PUT ON STBY</b>	<b>PUT ON STBY.</b> ICT3 2 <sup>nd</sup> Engine Teton Fire Module	<b>PUT ON STBY</b> ICT3 3 <sup>rd</sup> Engine Teton Fire Module	<b>PUT ON STBY</b> 4 <sup>th</sup> Engine Teton Fire Module
<b>AVAIL. OF?</b> Fire Monitors	<b>AVAIL. OF?</b> Fire Monitor Helicopter	<b>AVAIL. OF?</b>	<b>AVAIL. OF?</b> 2 <sup>nd</sup> Helicopter Fire Monitor 3 <sup>rd</sup> Engine Smokejumpers	<b>AVAIL. OF?</b> 2 <sup>nd</sup> Helicopter 4 <sup>th</sup> Engine Type 2 Crew Smokejumpers	<b>AVAIL. OF?</b> 2 <sup>nd</sup> Helicopter Type 2 Crew Smokejumpers

### Protection Response Area

📢 🚒 Dispatch closest resources: 📢 FIRE ALERT TONE

STAFFING LEVEL					
1	2	3 Low	3 High	4	5
✓ with County Sheriff's Office for Burn Permits	✓ with County Sheriff's Office for Burn Permits				
<b>GO!</b>	<b>GO!</b>	<b>GO!</b>	<b>GO!</b>	<b>GO!</b>	<b>GO!</b>
Closest Engine	Closest Engine Helicopter with ICT4	Closest Engine Helicopter with ICT4	Closest Engine Helicopter with ICT4	ICT3 Helicopter 2 Closest engines	Helicopter 3 Closest Engines
<b>MAKE NOTIFICATIONS!</b>	<b>MAKE NOTIFICATIONS!</b>	<b>MAKE NOTIFICATIONS!</b>	<b>MAKE NOTIFICATIONS!</b>	<b>MAKE NOTIFICATIONS!</b>	<b>MAKE NOTIFICATIONS!</b>
		<b>PUT ON STBY.</b>	<b>PUT ON STBY.</b> 2 <sup>nd</sup> Helicopter 2 <sup>nd</sup> Engine	<b>PUT ON STBY.</b> 2 <sup>nd</sup> Helicopter 3 <sup>rd</sup> Engine	<b>PUT ON STBY.</b> Type 2 Crew
<b>AVAIL. OF?</b> Helicopter with ICT4	<b>AVAIL. OF?</b> 2 <sup>nd</sup> Helicopter E-411 <u>or</u> E-631	<b>AVAIL. OF?</b>	<b>AVAIL. OF?</b> ICT3 3 <sup>rd</sup> Engine Type 2 Crew Smokejumpers	<b>AVAILAB. OF?</b> Fire Monitors Type 2 Crew Smokejumpers Airtankers	<b>AVAIL. OF?</b> Fire Monitors Smokejumpers