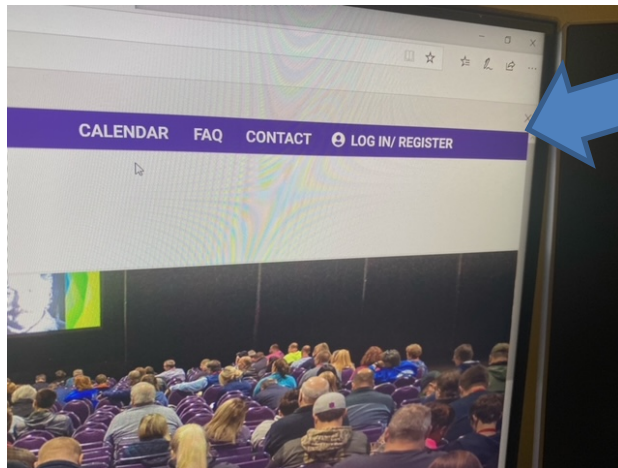


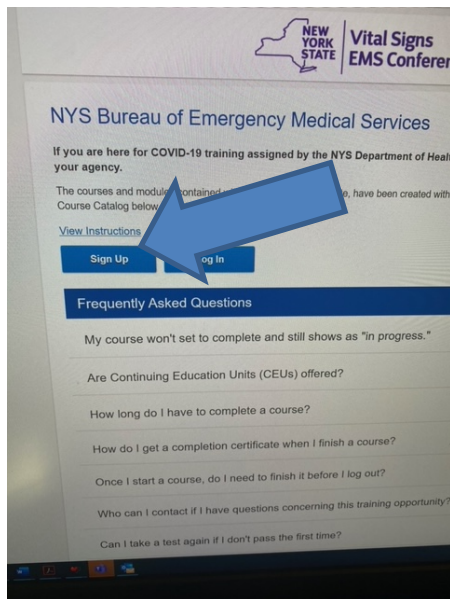
New York State Department of Health Bureau of Emergency Medical Services

<https://vitalsignsacademy.com/>

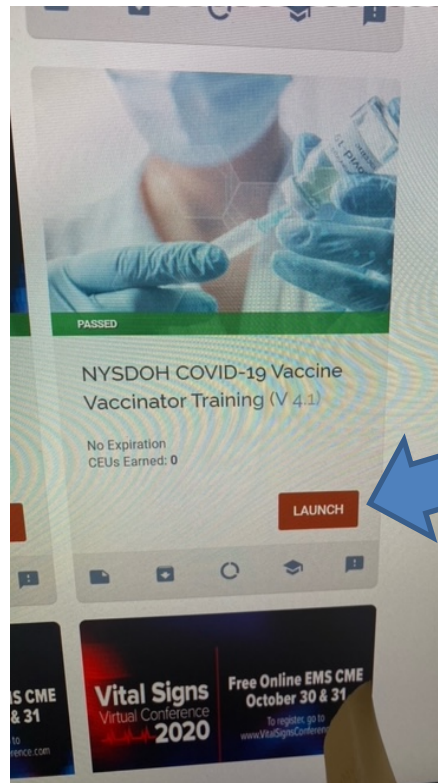


Step 1 Create an account, with No Agency Affiliation. Click register.
STEP 1 A –Go to Course Catalog and search for Vaccinator V 4.1.

IF you are part of DMAT skip these steps and go to STEP 6.



Step 2 and Step 3: Sign up and then Launch the class NYS COVID 19 Vaccinator Training.



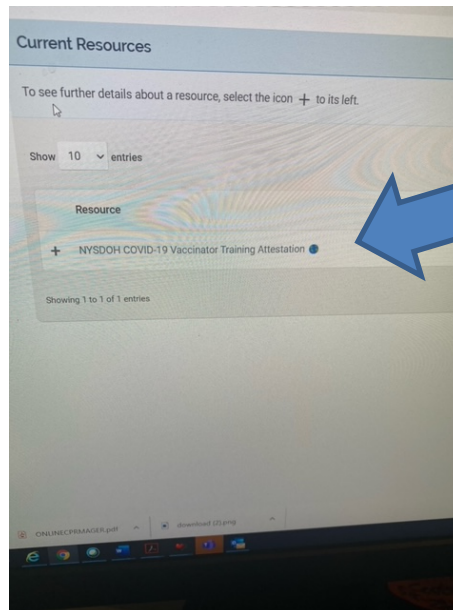
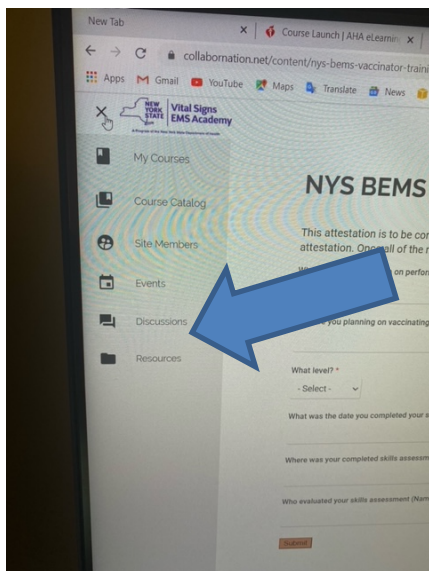
Step 4: After you complete the ON -Line training Complete your Skills Verification (use the skills sheets provided). Must be signed off by NYS Staff, and RN, PA, NP or Physician. Skills sheets are located:

<https://documentcloud.adobe.com/link/track?uri=urn:aai:d:scds:US:5d851337-f11e-435a-a9ef-a0da9f0c7899>

Step 4a) Complete the skills sheets, take a photo for your records. Turn the skills sheets in to NYS EMS staff member. On site.

STEP 5: Attestation: After you have completed the SKILLS verification then log back into VS Academy and complete the NYS

****Attestation location on VS site - Upper LEFT Corner- Resources TAB**



STEP 6: Complete the Registration of EMS Providers working at Federal Vaccination Sites located in New York State. You will have to upload your State and National Registry Certification cards. If you do not have a NR, enter the cert number as 1234 and upload your state certification under the NR location.

https://apps.health.ny.gov/pubpal/builder/webform/federal_site_ems_registration/

STEP 7: Enter your information into the sign in sheet:

<https://nysemail.sharepoint.com/sites/Health/WROCOVID/Shared%20Documents/FEMA%20EMS%20Sign%20IN%20Sheet%20Paramedics%20and%20EMTs-%20.xlsx?web=1>