

Casper Interagency Dispatch Center 2013 Report

Dispatch Zone: Casper Interagency Dispatch Center dispatches for the BLM High Plains District, the Medicine Bow-Routt National Forest (WY), and Thunder Basin National Grassland, State of Wyoming lands and eleven counties of Eastern Wyoming. Casper Dispatch Zone covers acres from the Northern Wyoming/ Montana border south along the Southern Big Horns and Rattlesnakes, then East to the South Dakota and Nebraska state lines. We also dispatch for Forest Lands along the Colorado border.

Dispatch Summary:

2013 was the slowest season for Casper Dispatch with only 248 incidents. It was the slowest year on record for the past 11 years. The largest fire this year was the Sensebaugh Fire for 209 acres on the Douglas RD, Med/Bow Routt NF. Total fires and acres for 2013; 109 fires for 541 acres. The Smokebusters responded to approximately 7 fires and 2TJ responded to approximately 25 fires. Med/Bow Routt crew had approximately 4 assignments.

Rob Neibauer was promoted to the Center Manager; Luke Fortner was promoted to the Assistant Center Managers job. The aircraft dispatcher job was vacant all year with detailers (mostly Jayne Frazier) filling that role throughout the summer. CPC zone sent resources to Alaska, Colorado, New Mexico, Utah, Montana, Idaho, Oregon, Washington, California, and throughout Wyoming.

A new trailer for expanded dispatch was sat up this year, but never had the opportunity to put people into it to see how it would work out. We re-arranged the dispatch center to accommodate more people and put the center manager back in the center, instead of down the hall. 5 new Moducom Radios were installed in dispatch mid-April.

The SEAT base opened on the July 11th (approximately) and closed down around the end of September. Things were pretty slow with only 2 fires supported out of the Casper SEAT base, with 9 sorties.

Prescribed Fire:

Prescribed fire was normal this year with the Forest Service burning approximately 1839 acres, with a combination of broadcast burning and pile burning. The BLM burned approximately 7 times for 217 acres.

Casper Interagency Dispatch Center

Annual Report

Staffing:

Center Manager: Rob Neibauer

Assistant Center Manager: Luke Fortner

Intelligence Dispatcher: Kyle Adams

Aircraft Dispatcher: Vacant

Seasonal Dispatcher: Russ Watt

Seasonal Dispatcher: Eddie Hutton

Cooperators:

Albany County Fire (State, Private and USFS land only)

Campbell County Fire

Carbon County Fire (Within Medicine Bow N.F. Boundaries)

Converse County Fire

Crook County Fire (BLM Administrative lands)

High Plains District - BLM

Goshen County Fire

Johnson County Fire

Medicine Bow-Routt National Forest

National Park Service - Ft. Laramie National Historic Site

Natrona County Fire

Niobrara County Fire

Platte County Fire

Sheridan County Fire

Thunder Basin National Grassland

Weston County Fire

Wyoming State Forestry - Districts 1-2-5

Incident Actions

In dispatch our workload is measured by documenting incident actions. An incident action is any action taken by dispatch to assist our agencies, cooperators or vendors. Each new incident is assigned a number for tracking purposes and then entered into a database. Below are examples of what type of actions we record.

Wildland Fires - Fires reported to CPC where agency resources respond and suppress.

Resource Orders - Mobilizing resources in and out of zone.

False Alarms – An inaccurate report of smoke that doesn't produce fire.

Flight Following – Tracking of agency aircraft traveling through CPC's dispatch zone.

Dispatch Assist - Actions where only CPC assists cooperators. Includes processing spot weather, smoke reports, county fire notifications and fires reported out of our zone of response.

AD Hire - Administrative services involved with hiring emergency firefighter personnel.

Rx Fire – Controlled burns where dispatch provides services such as resource mobilization, cooperator notifications, and dispatch staffing.

Fuels Reduction - Mechanical thinning projects for urban interface and resource benefits.

Other - Other actions not defined above.

2013 Fire Activity

AGENCY	LIGHTING		HUMAN	
	FIRES	ACRES	FIRES	ACRES
ALX-Albany	2	.20	0	0.00
CMX-Campbell	13	29.50	2	2.10
CAX-Carbon	1	.10	0	0.00
COX-Converse	2	.35	0	0.00
GOX-Goshen	0	0.00	0	0.00
JOX-Johnson	12	19.92	2	0.60
NAX -Natrona	6	.93	0	0.00
NIX-Niobrara	0	0.00	0	0.00
PLX-Platte	2	3.00	0	0.00
SHX-Sheridan	0	0.00	3	67.50
WEX-Weston	4	2.40	3	0.30
DRD – Douglas RD	4	210.20	1	0.10
LRD – Laramie RD	4	1.20	7	0.70
BCHD – Saratoga RD	7	103.62	1	0.10
BLM - HPD	17	52.22	1	6.20
CPS - State	13	33.75	2	5.40
DOD – Dept. of Defense	0	0.00	0	0.00
CRX – Crook County	0	0.00	0	0.00
Total	87	457.39	22	83.00

False Alarms: A total of 20 false alarms were reported this year.

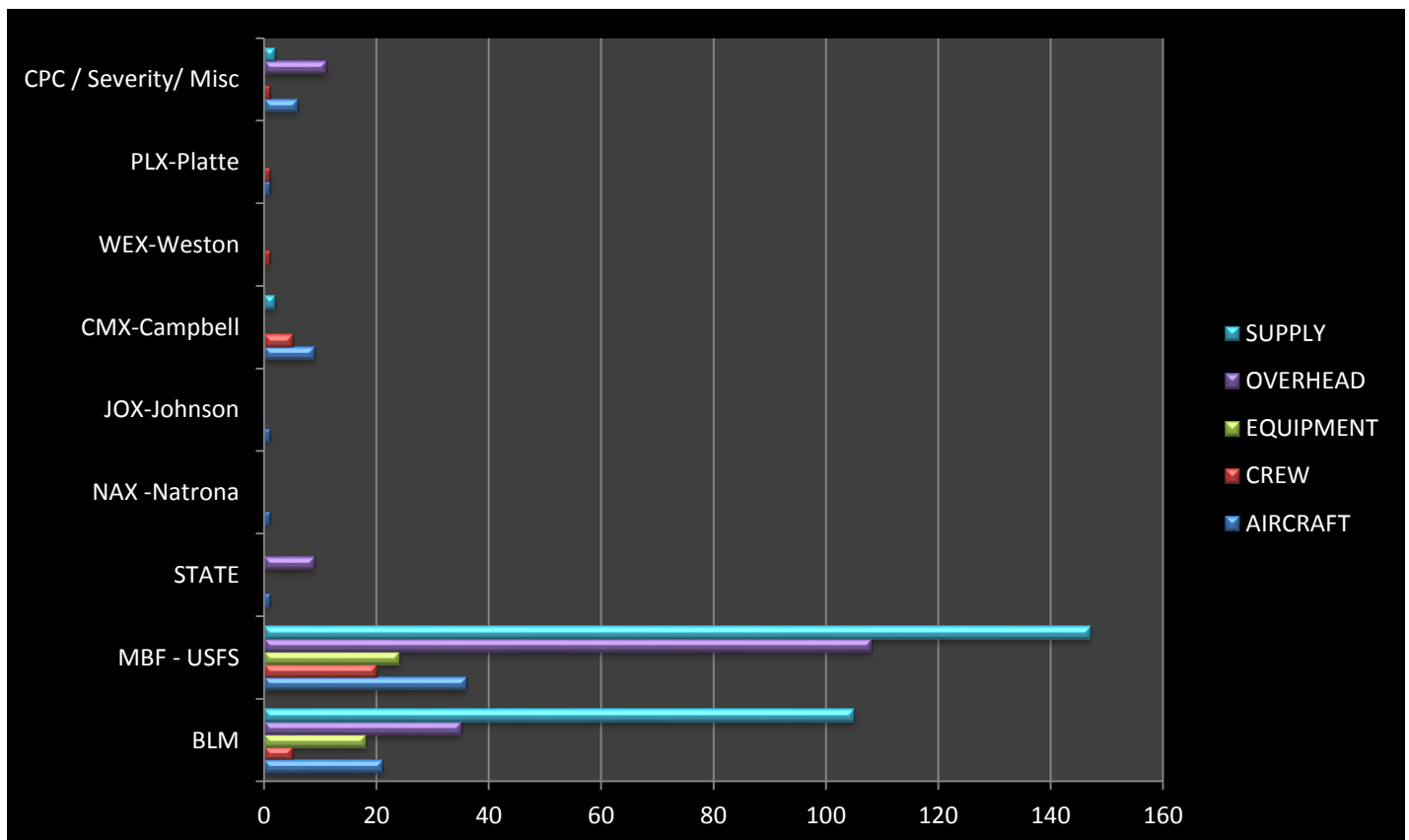
Dispatch Incidents for 2013:

INCIDENTS	
Wildland Fires	106
Prescribed Fires	10
False Alarms	20
Hazmat	0
Resource Orders	92
Flight Following	7
Other (SAR, Misc)	13

Resource orders per Unit for 2013(total resource orders)

(Approximate totals, includes all filled, cancelled and UTF'd orders)

AGENCY	AIRCRAFT	CREW	EQUIPMENT	OVERHEAD	SUPPLY
BLM	21	5	18	35	105
MBF - USFS	36	20	24	108	147
STATE	1	-	-	9	-
ALX – Albany	-	-	-	-	-
NAX -Natrona	1	-	-	-	-
JOX-Johnson	1	-	-	-	-
CAX - Carbon	-	-	-	-	-
CMX-Campbell	9	5	-	-	2
COX-Converse	-	-	-	-	-
WEX-Weston	-	1	-	-	-
PLX-Platte	1	1	-	-	-
GOX-Goshen	-	-	-	-	-
SHX-Sheridan	-	-	-	-	-
NIX-Niobrara	-	-	-	-	-
Contract / AD	-	-	-	-	-
CPC / Severity/ Misc	6	1	-	11	2
Approximate Total:	76	33	42	163	256



Resource orders per Unit for 2013(out of area)

(approximate totals)

AGENCY	AIRCRAFT	CREW	EQUIPMENT	OVERHEAD	SUPPLY
BLM	-	-	7	34	-
MBF - USFS	-	4	6	40	-
ALX - Albany	-	-	-	-	-
STATE	-	4	-	9	-
NAX -Natrona	-	-	9	8	-
JOX-Johnson	-	-	-	3	-
CAX - Carbon	-	-	-	-	-
CMX-Campbell	-	-	-	-	-
COX-Converse	-	-	-	-	-
WEX-Weston	-	-	-	8	-
PLX-Platte	-	-	-	6	-
GOX-Goshen	-	-	2	-	-
SHX-Sheridan	-	-	-	-	-
NIX-Niobrara	-	-	-	-	-
Contract /AD	-	-	1	-	-
CPC / Severity/ Misc.	-	-	-	1	-
Approximate Total:	-	8	25	109	-

Resource orders per Unit for 2013(incoming resource orders)

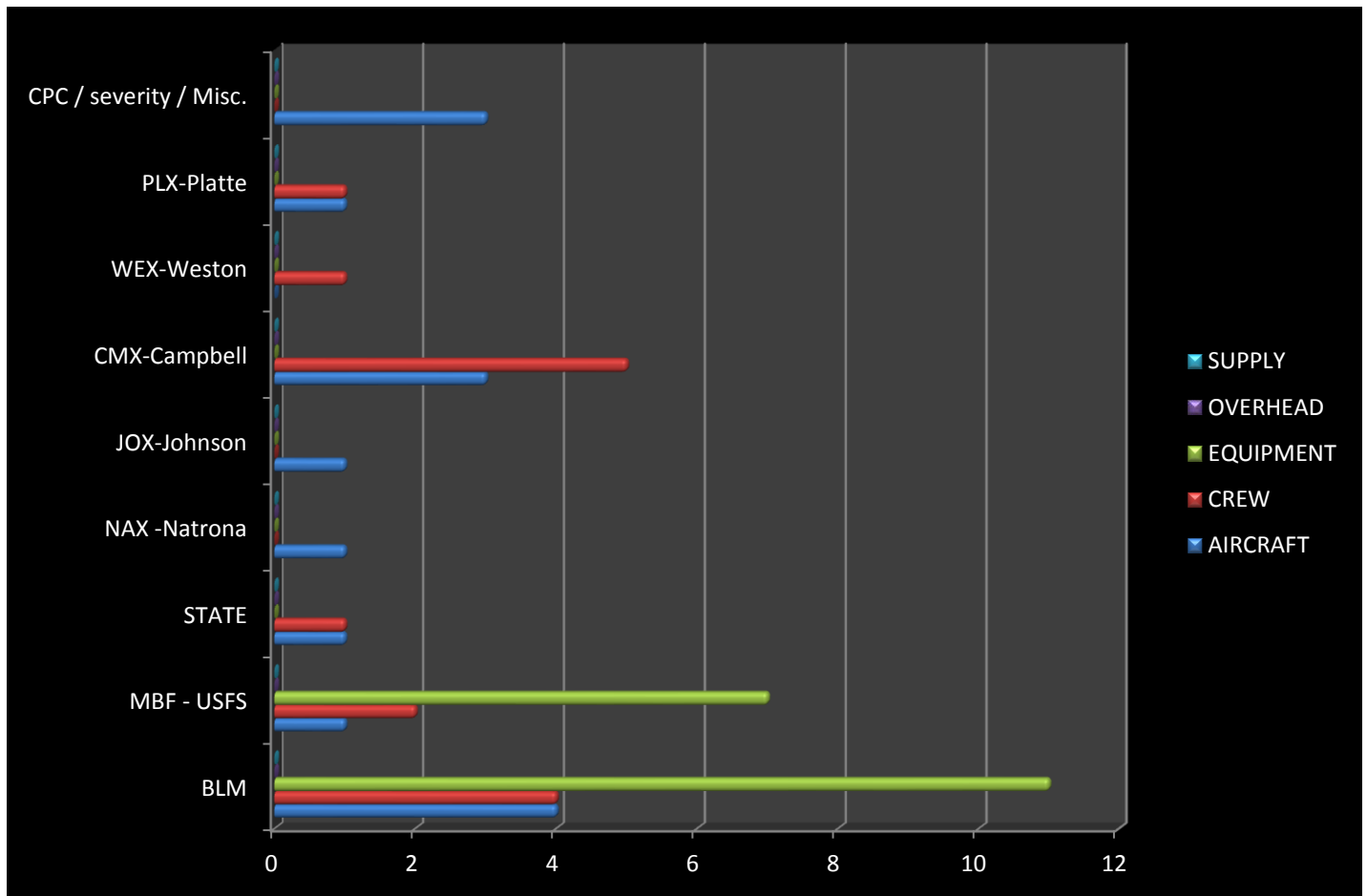
(approximate totals)

AGENCY	AIRCRAFT	CREW	EQUIPMENT	OVERHEAD	SUPPLY
BLM	14	1	6	11	-
MBF - USFS	21	11	16	37	-
ALX - Albany	-	-	-	-	-
STATE	-	-	-	6	-
NAX -Natrona	-	-	-	-	-
JOX-Johnson	-	-	-	-	-
CAX- Carbon	-	-	-	-	-
CMX-Campbell	6	-	-	-	-
COX-Converse	-	-	-	-	-
WEX-Weston	-	-	-	-	-
PLX-Platte	-	-	-	-	-
GOX-Goshen	-	-	-	-	-
SHX-Sheridan	-	-	-	-	-
NIX-Niobrara	-	-	-	-	-
Contract / AD	-	-	-	-	-
CPC / severity / Misc.	2	-	-	7	-
Approximate Total:	43	-	22	61	-

Resource orders per Unit for 2013 (internal resource orders)

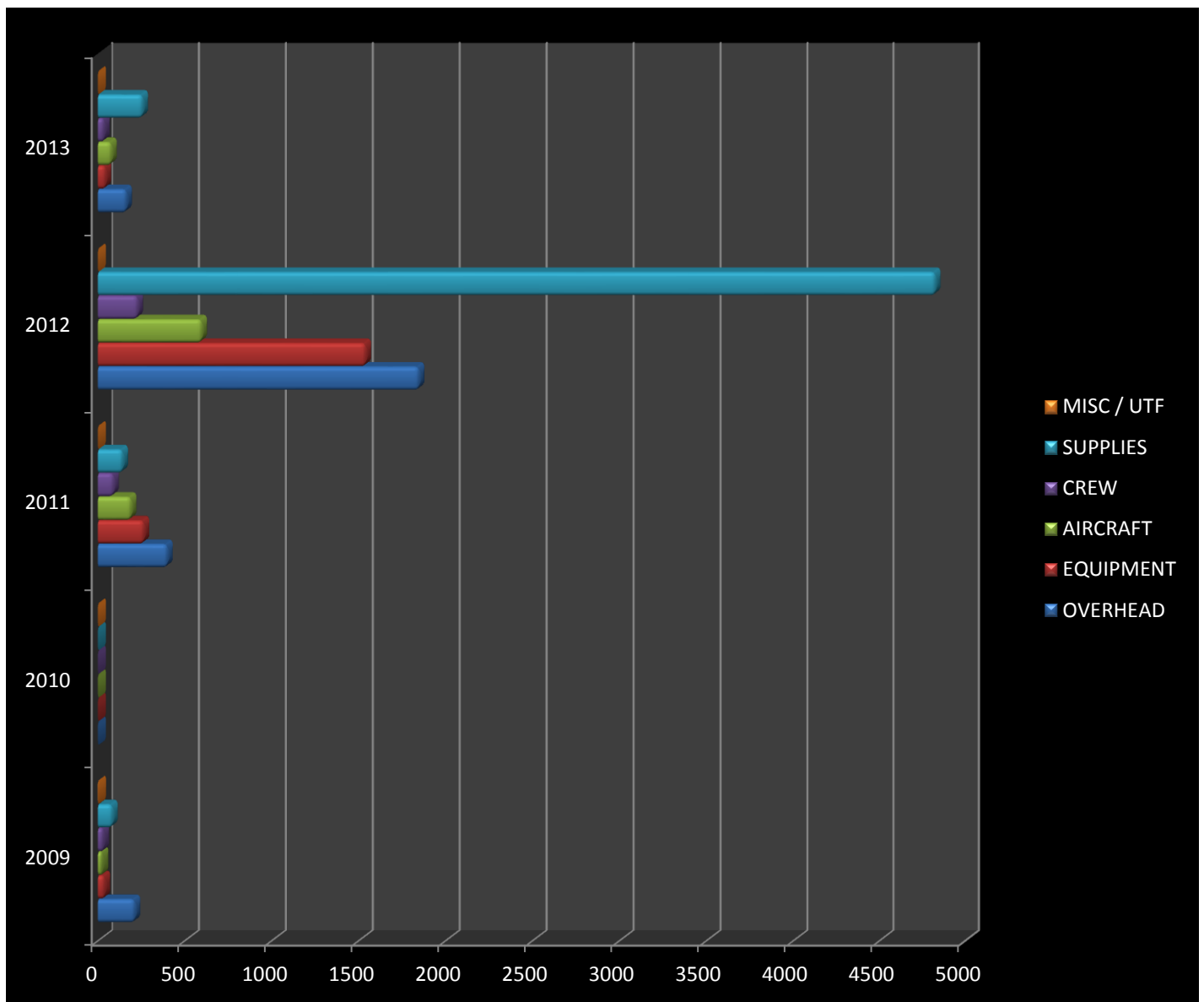
(approximate totals)

AGENCY	AIRCRAFT	CREW	EQUIPMENT	OVERHEAD	SUPPLY
BLM	4	4	11	-	-
MBF - USFS	1	2	7	-	-
ALX - Albany	-	-	-	-	-
STATE	1	1	-	-	-
NAX -Natrona	1	-	-	-	-
JOX-Johnson	1	-	-	-	-
CAX- Carbon	-	-	-	-	-
CMX-Campbell	3	5	-	-	-
COX-Converse	-	-	-	-	-
WEX-Weston	-	1	-	-	-
PLX-Platte	1	1	-	-	-
GOX-Goshen	-	-	-	-	-
SHX-Sheridan	-	-	-	-	-
NIX-Niobrara	-	-	-	-	-
Contract / AD	-	-	-	-	-
CPC / severity / Misc.	3	-	-	-	-
Approximate Total:	15	14	18	-	-



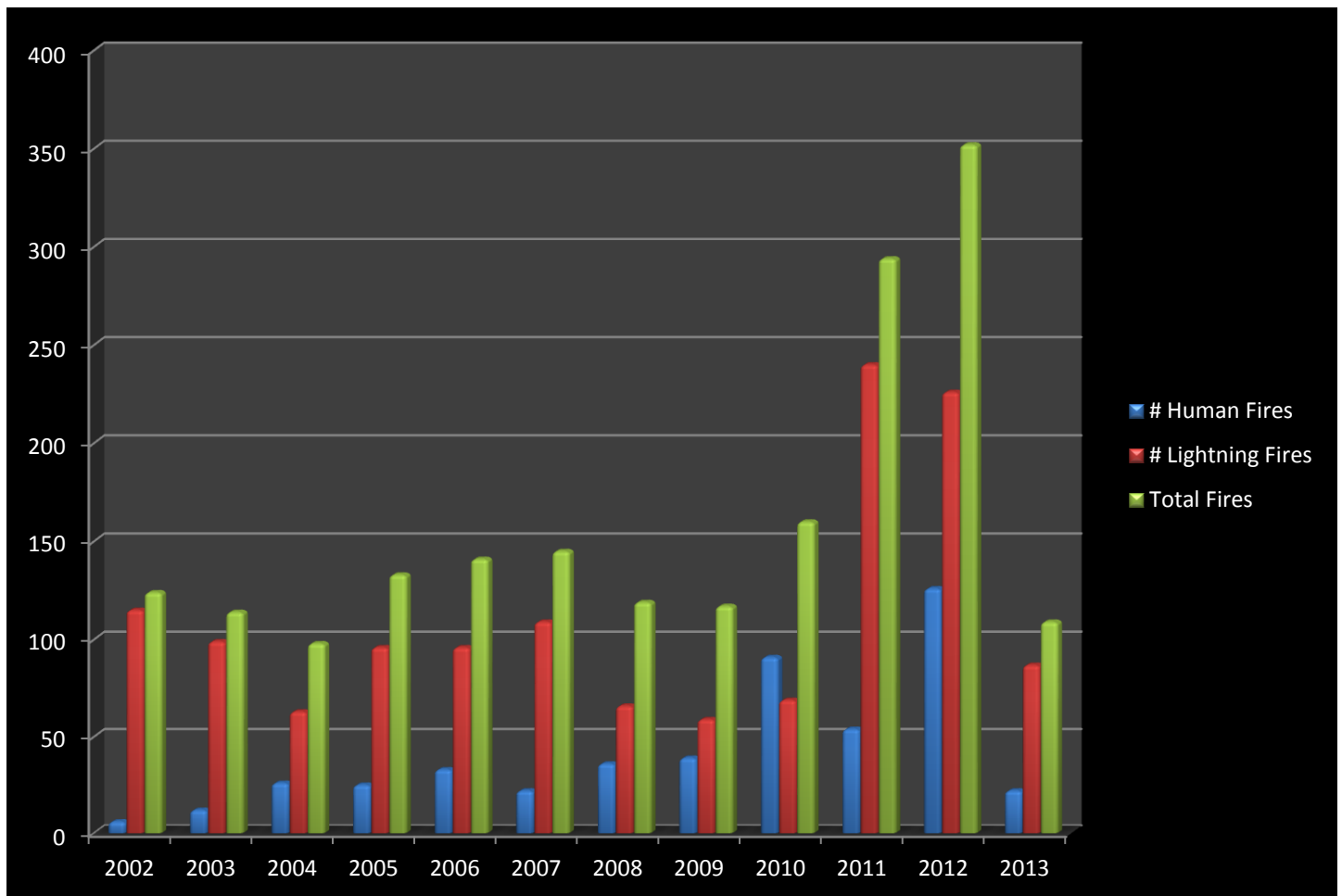
Resource Order 5 Year average: (approximate totals)

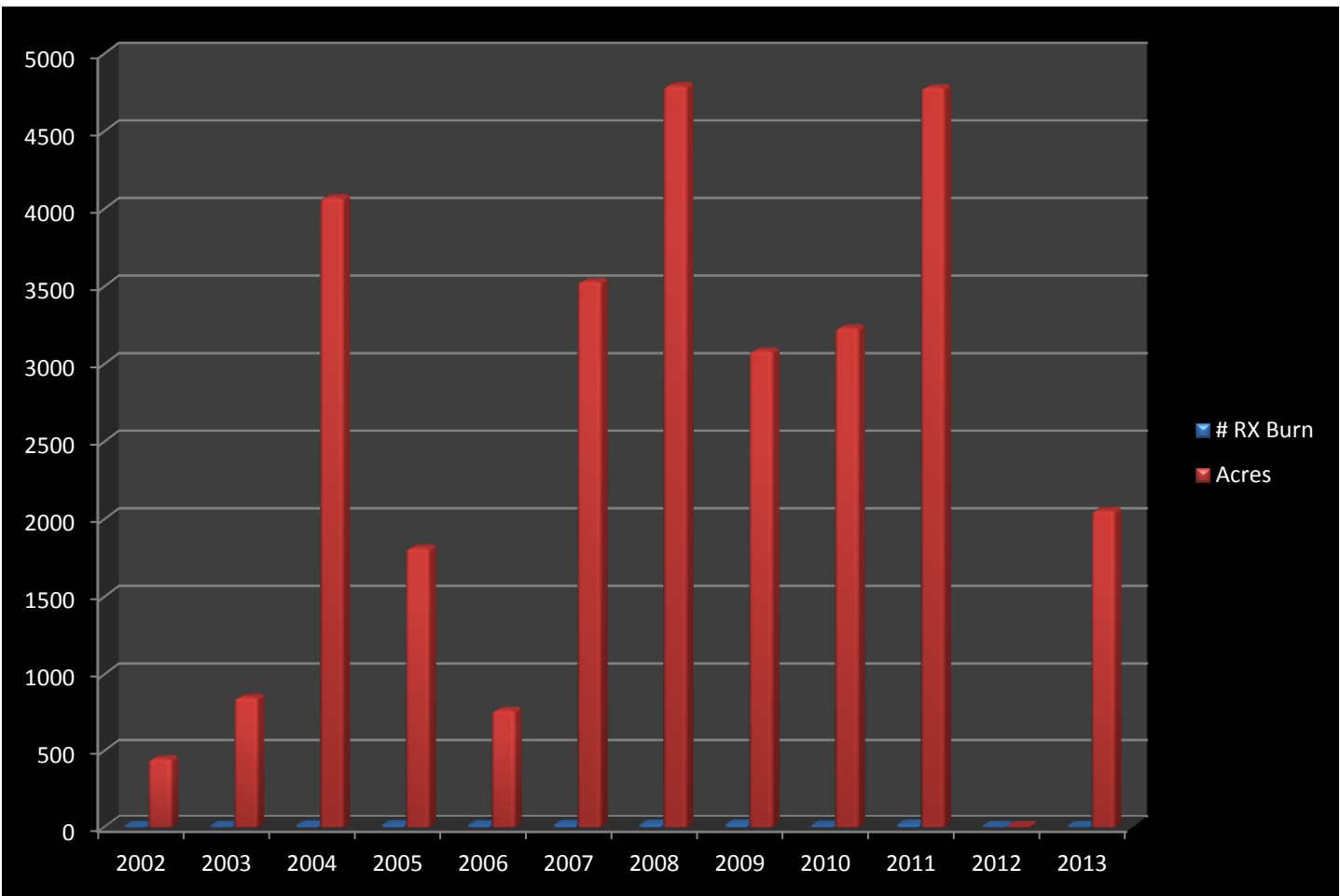
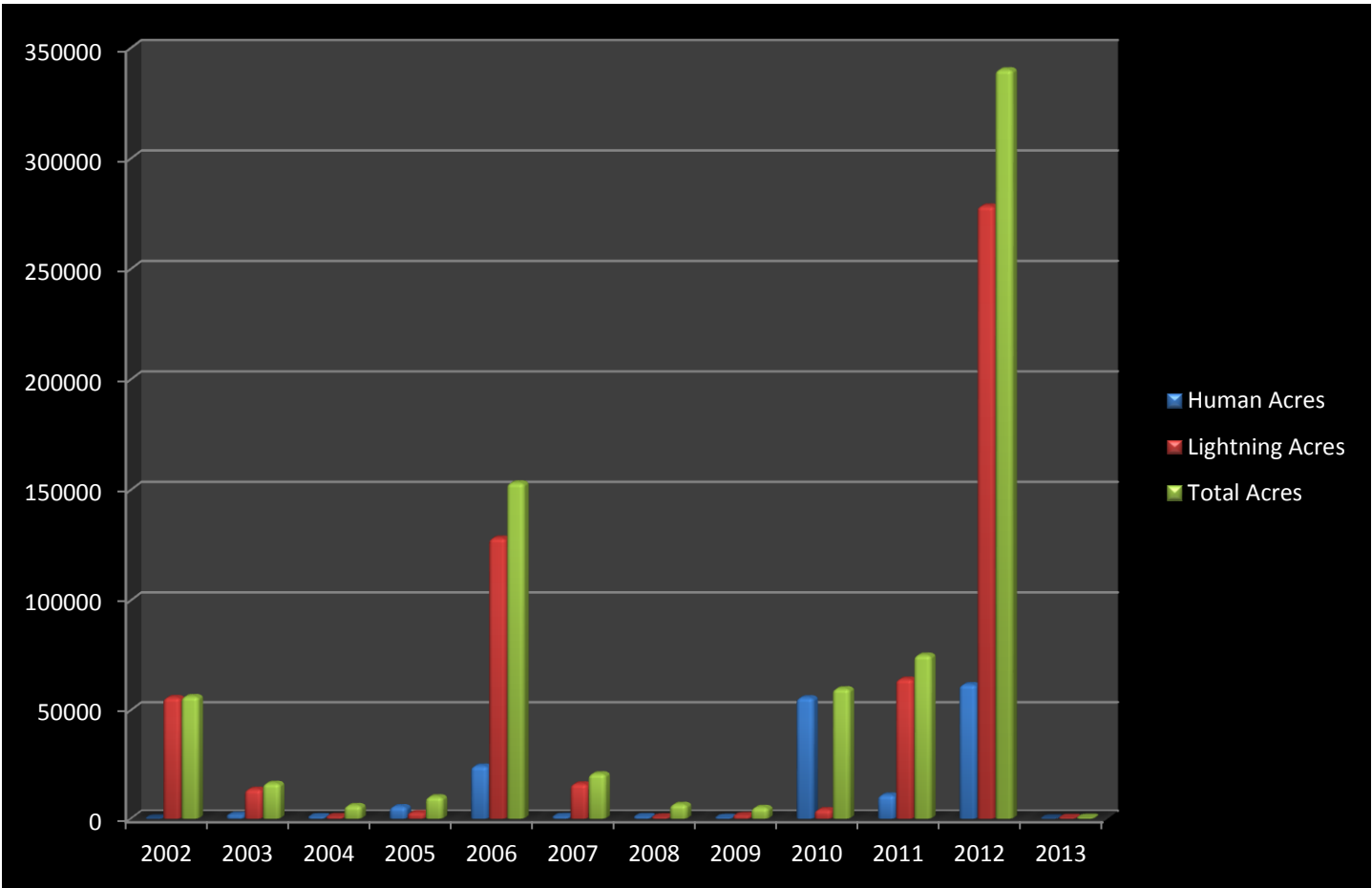
Year	Overhead	Equipment	Aircraft	Crew	Supplies	Misc. / UTF
2009	211	36	23	29	82	2
2010	-	-	-	-	-	-
2011	398	263	189	88	141	-
2012	1845	1538	595	227	4824	-
2013	163	42	76	33	256	0



Wildland Fires and RX Burns – 12 Year average:

12 Year average								
Year	# Human Fires	Acres	# Lightning Fires	Acres	# RX Burn	Acres	Total Fires	Total Acres
2002	6	15	115	55,811	3	448	124	56,274
2003	12	1,871	99	13,577	3	850	114	16,298
2004	26	952	63	1,054	9	4,072	98	6,078
2005	25	5,581	96	2,690	12	1,814	133	10,085
2006	33	24,241	96	128,153	12	766	141	153,160
2007	22	1,103	109	16,048	14	3,533	145	20,684
2008	36	1,054	66	781	17	4,794	119	6,629
2009	39	467	59	1,650	19	3,085	117	5,202
2010	91	55,709	69	4159	8	3,234	160	59,868
2011	54	10,891	240	64,296	17	4,782	294	75,188
2012	126	61,743	226	278,465	N/A	N/A	352	340,208
2013	22	83	87	457	N/A	2056	109	540





CPC AVIATION REPORT for 2013

WY-CPC F/F misc Aircraft 2013:

TACT. AIRCRAFT F/F HRS	66.5
SEAT F/F HRS	22
HEAVY AIRTANKER F/F HRS	0
ROTORWING F/F HRS	62
SMOKEJUMPERS F/F HRS	3
FOREST HEALTH F/F HRS	17
MAFFS F/F HRS	24
MISC F/F HRS	14
TOTAL F/F HRS	208.5

5 Year Comparison F/F:

2009 F/F HRS	217
2010 F/F HRS	276
2011 F/F HRS	325
2012 F/F HRS	956
2013 F/F HRS	209

Casper SEAT Base



Casper SEAT base opened up on July 11th (approximately) and closed down around the end of September. Nine sorties flown out of Casper with five SEATs loaded over the summer. The Casper SEAT base supported 2 fires from the Casper SEAT base, with 6800 gallons of retardant loaded out of Casper.

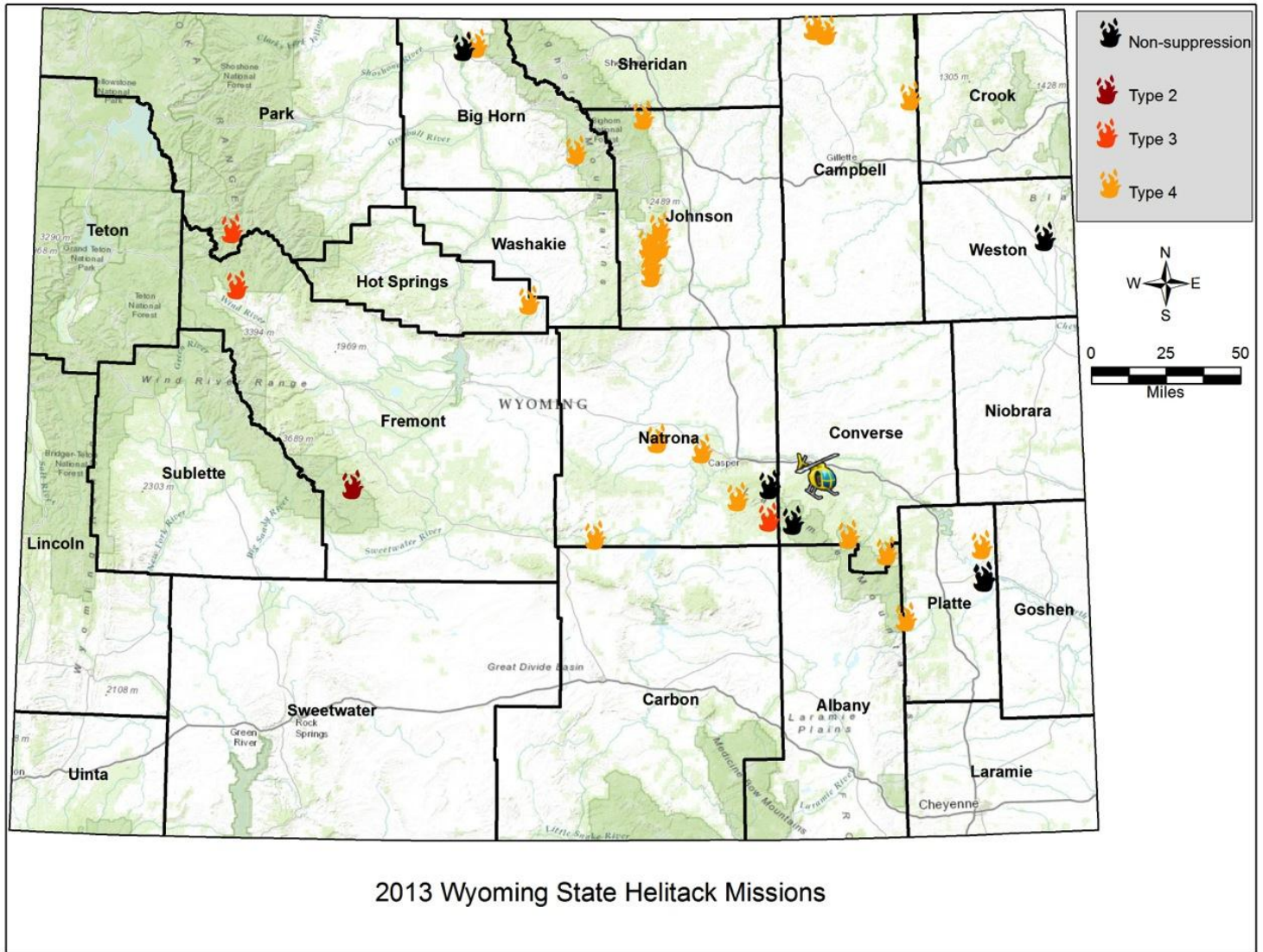
2TJ Duncan Helibase 2013



2TJ 9 Year Comparison:

	Missions	Flight Hours	Contract Length	Total Cost	
2004	11	19	90	\$167,967	
2005	32	125.4	90	\$293,428	
2006	20	206	90	\$379,490	
2007	28	107.3	90	\$291,900	
2008	21	87.7	105	\$267,309	
2009	35	79.8	120	\$328,119	
2010	29	120.8	118	\$343,416	
2011	31	188.7	105	\$448,223	
2012	55	243.7	110	\$480,000	
2013	31	133	121	\$270,000	





**Suppression Fires: 25, Trainings: 4,
 Rx Burns: 1, Recon Flights: 1,
 Helispot Missions: 1**